

Wbg SE-1/ Montserrat

Statistics TOTAL

Registered Voters - Total	4,645
Ballots Cast - Total	1,029
Voter Turnout - Total	22.15%

REP U.S. Senator

Vote For 1

	TOTAL	VOTE %	
Josh Hawley	701	100.00%	<div style="width: 100%; height: 10px; background-color: #ffc107;"></div>
Total Votes Cast	701	100.00%	<div style="width: 100%; height: 10px; background-color: #ffc107;"></div>

REP Governor

Vote For 1

	TOTAL	VOTE %	
Darrell Leon McClanahan III	7	0.88%	<div style="width: 0.88%; height: 10px; background-color: #ffc107;"></div>
Jeremy Gundel	2	0.25%	<div style="width: 0.25%; height: 10px; background-color: #ffc107;"></div>
Bill Eigel	301	38.01%	<div style="width: 38.01%; height: 10px; background-color: #ffc107;"></div>
Robert James Olson	5	0.63%	<div style="width: 0.63%; height: 10px; background-color: #ffc107;"></div>
John R. (Jay) Ashcroft	138	17.42%	<div style="width: 17.42%; height: 10px; background-color: #ffc107;"></div>
Mike Kehoe	307	38.76%	<div style="width: 38.76%; height: 10px; background-color: #ffc107;"></div>
Chris Wright	11	1.39%	<div style="width: 1.39%; height: 10px; background-color: #ffc107;"></div>
Darren L Grant	3	0.38%	<div style="width: 0.38%; height: 10px; background-color: #ffc107;"></div>
Amber Thomsen	18	2.27%	<div style="width: 2.27%; height: 10px; background-color: #ffc107;"></div>
Total Votes Cast	792	100.00%	<div style="width: 100%; height: 10px; background-color: #ffc107;"></div>

REP Lieutenant Governor

Vote For 1

	TOTAL	VOTE %	
Holly Rehder	155	20.69%	<div style="width: 20.69%; height: 10px; background-color: #ffc107;"></div>
Dave Wasinger	156	20.83%	<div style="width: 20.83%; height: 10px; background-color: #ffc107;"></div>
Lincoln Hough	236	31.51%	<div style="width: 31.51%; height: 10px; background-color: #ffc107;"></div>
Paul Berry III	7	0.93%	<div style="width: 0.93%; height: 10px; background-color: #ffc107;"></div>
Tim Baker	160	21.36%	<div style="width: 21.36%; height: 10px; background-color: #ffc107;"></div>
Matthew E. Porter	35	4.67%	<div style="width: 4.67%; height: 10px; background-color: #ffc107;"></div>
Total Votes Cast	749	100.00%	<div style="width: 100%; height: 10px; background-color: #ffc107;"></div>

REP Secretary of State

Vote For 1

	TOTAL	VOTE %	
Valentina Gomez	39	5.02%	<div style="width: 5.02%; height: 10px; background-color: #ffc107;"></div>
Shane Schoeller	58	7.46%	<div style="width: 7.46%; height: 10px; background-color: #ffc107;"></div>
Denny Hoskins	483	62.16%	<div style="width: 62.16%; height: 10px; background-color: #ffc107;"></div>
Adam J. Schwadron	16	2.06%	<div style="width: 2.06%; height: 10px; background-color: #ffc107;"></div>
Jamie Corley	39	5.02%	<div style="width: 5.02%; height: 10px; background-color: #ffc107;"></div>
Dean Plocher	63	8.11%	<div style="width: 8.11%; height: 10px; background-color: #ffc107;"></div>
Mary Elizabeth Coleman	34	4.38%	<div style="width: 4.38%; height: 10px; background-color: #ffc107;"></div>
Mike Carter	45	5.79%	<div style="width: 5.79%; height: 10px; background-color: #ffc107;"></div>
Total Votes Cast	777	100.00%	<div style="width: 100%; height: 10px; background-color: #ffc107;"></div>

Wbg SE-1/ Montserrat

REP State Treasurer

Vote For 1

	TOTAL	VOTE %	
Cody Smith	63	8.31%	<div style="width: 8.31%;"></div>
Andrew Koenig	128	16.89%	<div style="width: 16.89%;"></div>
Lori Rook	231	30.47%	<div style="width: 30.47%;"></div>
Vivek Malek	312	41.16%	<div style="width: 41.16%;"></div>
Tina Goodrick	12	1.58%	<div style="width: 1.58%;"></div>
Karan Pujji	12	1.58%	<div style="width: 1.58%;"></div>
Total Votes Cast	758	100.00%	<div style="width: 100.00%;"></div>

REP Attorney General

Vote For 1

	TOTAL	VOTE %	
Will Scharf	346	46.19%	<div style="width: 46.19%;"></div>
Andrew Bailey	403	53.81%	<div style="width: 53.81%;"></div>
Total Votes Cast	749	100.00%	<div style="width: 100.00%;"></div>

REP U.S. Representative--District 4

Vote For 1

	TOTAL	VOTE %	
Mark Alford	718	100.00%	<div style="width: 100.00%;"></div>
Total Votes Cast	718	100.00%	<div style="width: 100.00%;"></div>

REP State Senator--District 31

Vote For 1

	TOTAL	VOTE %	
Rick Brattin	274	34.86%	<div style="width: 34.86%;"></div>
Michael Haffner	76	9.67%	<div style="width: 9.67%;"></div>
Dan Houx	436	55.47%	<div style="width: 55.47%;"></div>
Total Votes Cast	786	100.00%	<div style="width: 100.00%;"></div>

REP State Representative District 54

Vote For 1

	TOTAL	VOTE %	
Brandon Phelps	284	53.89%	<div style="width: 53.89%;"></div>
Matthew Sergent	243	46.11%	<div style="width: 46.11%;"></div>
Total Votes Cast	527	100.00%	<div style="width: 100.00%;"></div>

REP State Representative District 57

Vote For 1

	TOTAL	VOTE %	
Rodger L. Reedy	239	100.00%	<div style="width: 100.00%;"></div>
Total Votes Cast	239	100.00%	<div style="width: 100.00%;"></div>

Wbg SE-1/ Montserrat

REP Circuit Judge-Circuit 17 Division 1

Vote For 1

	TOTAL	VOTE %	
Stacey J. Lett	695	100.00%	<div style="width: 100%; height: 10px; background-color: #f0e68c;"></div>
Total Votes Cast	695	100.00%	<div style="width: 100%; height: 10px; background-color: #f0e68c;"></div>

REP County Commissioner Eastern

Vote For 1

	TOTAL	VOTE %	
Rusty Sproat	730	100.00%	<div style="width: 100%; height: 10px; background-color: #f0e68c;"></div>
Total Votes Cast	730	100.00%	<div style="width: 100%; height: 10px; background-color: #f0e68c;"></div>

REP Clerk of the Circuit Court

Vote For 1

	TOTAL	VOTE %	
Marcy Anderson	696	100.00%	<div style="width: 100%; height: 10px; background-color: #f0e68c;"></div>
Total Votes Cast	696	100.00%	<div style="width: 100%; height: 10px; background-color: #f0e68c;"></div>

REP Sheriff Johnson County

Vote For 1

	TOTAL	VOTE %	
Scott Munsterman	737	100.00%	<div style="width: 100%; height: 10px; background-color: #f0e68c;"></div>
Total Votes Cast	737	100.00%	<div style="width: 100%; height: 10px; background-color: #f0e68c;"></div>

REP Assessor Johnson County

Vote For 1

	TOTAL	VOTE %	
George Taylor	702	100.00%	<div style="width: 100%; height: 10px; background-color: #f0e68c;"></div>
Total Votes Cast	702	100.00%	<div style="width: 100%; height: 10px; background-color: #f0e68c;"></div>

REP Treasurer Johnson County

Vote For 1

	TOTAL	VOTE %	
Heather Reynolds	711	100.00%	<div style="width: 100%; height: 10px; background-color: #f0e68c;"></div>
Total Votes Cast	711	100.00%	<div style="width: 100%; height: 10px; background-color: #f0e68c;"></div>

REP Public Administrator Johnson County

Vote For 1

	TOTAL	VOTE %	
Nancy Jo Jennings	698	100.00%	<div style="width: 100%; height: 10px; background-color: #f0e68c;"></div>
Total Votes Cast	698	100.00%	<div style="width: 100%; height: 10px; background-color: #f0e68c;"></div>

REP Coroner Johnson County

Vote For 1

	TOTAL	VOTE %	
Clark Holdren	711	100.00%	<div style="width: 100%; height: 10px; background-color: #f0e68c;"></div>
Total Votes Cast	711	100.00%	<div style="width: 100%; height: 10px; background-color: #f0e68c;"></div>

Wbg SE-1/ Montserrat

REP Surveyor Johnson County

Vote For 1

	TOTAL	VOTE %	
John P. Webster	694	100.00%	<div style="width: 100%;"><div style="width: 100%;"></div></div>
Total Votes Cast	694	100.00%	<div style="width: 100%;"><div style="width: 100%;"></div></div>

REP Township Committeeman Warrensburg SE-1

Vote For 1

	TOTAL	VOTE %	
John L Marr	239	51.18%	<div style="width: 51.18%;"><div style="width: 51.18%;"></div></div>
Jason Sharpe	222	47.54%	<div style="width: 47.54%;"><div style="width: 47.54%;"></div></div>
Write-In Totals	6	1.28%	<div style="width: 1.28%;"><div style="width: 1.28%;"></div></div>
Total Votes Cast	467	100.00%	<div style="width: 100%;"><div style="width: 100%;"></div></div>

DEM U.S. Senator

Vote For 1

	TOTAL	VOTE %	
Karla May	53	25.48%	<div style="width: 25.48%;"><div style="width: 25.48%;"></div></div>
December L. Harmon	15	7.21%	<div style="width: 7.21%;"><div style="width: 7.21%;"></div></div>
Lucas Kunce	133	63.94%	<div style="width: 63.94%;"><div style="width: 63.94%;"></div></div>
Mita Biswas	7	3.37%	<div style="width: 3.37%;"><div style="width: 3.37%;"></div></div>
Total Votes Cast	208	100.00%	<div style="width: 100%;"><div style="width: 100%;"></div></div>

DEM Governor

Vote For 1

	TOTAL	VOTE %	
Eric Morrison	5	2.38%	<div style="width: 2.38%;"><div style="width: 2.38%;"></div></div>
Crystal Quade	108	51.43%	<div style="width: 51.43%;"><div style="width: 51.43%;"></div></div>
Sheryl Gladney	17	8.10%	<div style="width: 8.10%;"><div style="width: 8.10%;"></div></div>
Hollis L Laster	9	4.29%	<div style="width: 4.29%;"><div style="width: 4.29%;"></div></div>
Mike Hamra	71	33.81%	<div style="width: 33.81%;"><div style="width: 33.81%;"></div></div>
Total Votes Cast	210	100.00%	<div style="width: 100%;"><div style="width: 100%;"></div></div>

DEM Lieutenant Governor

Vote For 1

	TOTAL	VOTE %	
Richard Brown	119	58.91%	<div style="width: 58.91%;"><div style="width: 58.91%;"></div></div>
Anastasia Syes	83	41.09%	<div style="width: 41.09%;"><div style="width: 41.09%;"></div></div>
Total Votes Cast	202	100.00%	<div style="width: 100%;"><div style="width: 100%;"></div></div>

DEM Secretary of State

Vote For 1

	TOTAL	VOTE %	
Monique Williams	69	34.16%	<div style="width: 34.16%;"><div style="width: 34.16%;"></div></div>
Barbara Phifer	75	37.13%	<div style="width: 37.13%;"><div style="width: 37.13%;"></div></div>
Haley Jacobson	58	28.71%	<div style="width: 28.71%;"><div style="width: 28.71%;"></div></div>
Total Votes Cast	202	100.00%	<div style="width: 100%;"><div style="width: 100%;"></div></div>

Wbg SE-1/ Montserrat

DEM State Treasurer

Vote For 1

	TOTAL	VOTE %	
Mark Osmack	197	100.00%	<div style="width: 100%;"><div style="width: 100%;"></div></div>
Total Votes Cast	197	100.00%	<div style="width: 100%;"><div style="width: 100%;"></div></div>

DEM Attorney General

Vote For 1

	TOTAL	VOTE %	
Elad Jonathan Gross	197	100.00%	<div style="width: 100%;"><div style="width: 100%;"></div></div>
Total Votes Cast	197	100.00%	<div style="width: 100%;"><div style="width: 100%;"></div></div>

DEM U.S. Representative--District 4

Vote For 1

	TOTAL	VOTE %	
Jeanette Cass	130	64.36%	<div style="width: 64.36%;"><div style="width: 64.36%;"></div></div>
Mike McCaffree	72	35.64%	<div style="width: 35.64%;"><div style="width: 35.64%;"></div></div>
Total Votes Cast	202	100.00%	<div style="width: 100%;"><div style="width: 100%;"></div></div>

DEM State Senator--District 31

Vote For 1

	TOTAL	VOTE %	
Raymond L. James	198	100.00%	<div style="width: 100%;"><div style="width: 100%;"></div></div>
Total Votes Cast	198	100.00%	<div style="width: 100%;"><div style="width: 100%;"></div></div>

DEM State Representative District 54

Vote For 1

	TOTAL	VOTE %	
Eric Stevens	149	100.00%	<div style="width: 100%;"><div style="width: 100%;"></div></div>
Total Votes Cast	149	100.00%	<div style="width: 100%;"><div style="width: 100%;"></div></div>

DEM State Representative District 57

Vote For 1

	TOTAL	VOTE %	
Michael D. Walbom	47	100.00%	<div style="width: 100%;"><div style="width: 100%;"></div></div>
Total Votes Cast	47	100.00%	<div style="width: 100%;"><div style="width: 100%;"></div></div>

LIB U.S. Senator

Vote For 1

	TOTAL	VOTE %	
W.C. Young	1	100.00%	<div style="width: 100%;"><div style="width: 100%;"></div></div>
Total Votes Cast	1	100.00%	<div style="width: 100%;"><div style="width: 100%;"></div></div>

Wbg SE-1/ Montserrat

LIB Governor

Vote For 1

	TOTAL	VOTE %	
Bill Slantz	2	100.00%	<div style="width: 100%; height: 10px; background-color: #f0e68c;"></div>
Total Votes Cast	2	100.00%	<div style="width: 100%; height: 10px; background-color: #f0e68c;"></div>

LIB Lieutenant Governor

Vote For 1

	TOTAL	VOTE %	
Ken Iverson	2	100.00%	<div style="width: 100%; height: 10px; background-color: #f0e68c;"></div>
Total Votes Cast	2	100.00%	<div style="width: 100%; height: 10px; background-color: #f0e68c;"></div>

LIB Secretary of State

Vote For 1

	TOTAL	VOTE %	
Carl Herman Freese	2	100.00%	<div style="width: 100%; height: 10px; background-color: #f0e68c;"></div>
Total Votes Cast	2	100.00%	<div style="width: 100%; height: 10px; background-color: #f0e68c;"></div>

LIB State Treasurer

Vote For 1

	TOTAL	VOTE %	
John A. Hartwig, Jr.	2	100.00%	<div style="width: 100%; height: 10px; background-color: #f0e68c;"></div>
Total Votes Cast	2	100.00%	<div style="width: 100%; height: 10px; background-color: #f0e68c;"></div>

LIB Attorney General

Vote For 1

	TOTAL	VOTE %	
Ryan L. Munro	2	100.00%	<div style="width: 100%; height: 10px; background-color: #f0e68c;"></div>
Total Votes Cast	2	100.00%	<div style="width: 100%; height: 10px; background-color: #f0e68c;"></div>

LIB U.S. Representative--District 4

Vote For 1

	TOTAL	VOTE %	
Thomas Holbrook	2	100.00%	<div style="width: 100%; height: 10px; background-color: #f0e68c;"></div>
Total Votes Cast	2	100.00%	<div style="width: 100%; height: 10px; background-color: #f0e68c;"></div>

County of Johnson Sales Tax Question




Vote For 1

	TOTAL	VOTE %	
YES	670	66.21%	<div style="width: 66.21%; height: 10px; background-color: #f0e68c;"></div>
NO	342	33.79%	<div style="width: 33.79%; height: 10px; background-color: #d3d3d3;"></div>
Total Votes Cast	1,012	100.00%	<div style="width: 100%; height: 10px; background-color: #f0e68c;"></div>

Wbg SE-1/ Montserrat




State of Missouri Constitutional Amendment No. 1

Vote For 1

	TOTAL	VOTE %	
YES	456	45.28%	
NO	551	54.72%	
Total Votes Cast	1,007	100.00%	

State of Missouri Constitutional Amendment No. 4

Vote For 1

	TOTAL	VOTE %	
YES	577	57.02%	
NO	435	42.98%	
Total Votes Cast	1,012	100.00%	

Wbg SE-2/ Wbg NE

Statistics TOTAL

Registered Voters - Total	5,776
Ballots Cast - Total	1,119
Voter Turnout - Total	19.37%

REP U.S. Senator
 Vote For 1

	TOTAL	VOTE %	
Josh Hawley	678	100.00%	<div style="width: 100%; height: 10px; background-color: #f0e68c;"></div>
Total Votes Cast	678	100.00%	<div style="width: 100%; height: 10px; background-color: #f0e68c;"></div>

REP Governor
 Vote For 1

	TOTAL	VOTE %	
Darrell Leon McClanahan III	4	0.52%	<div style="width: 0.52%; height: 10px; background-color: #f0e68c;"></div>
Jeremy Gundel	3	0.39%	<div style="width: 0.39%; height: 10px; background-color: #f0e68c;"></div>
Bill Eigel	271	35.29%	<div style="width: 35.29%; height: 10px; background-color: #f0e68c;"></div>
Robert James Olson	4	0.52%	<div style="width: 0.52%; height: 10px; background-color: #f0e68c;"></div>
John R. (Jay) Ashcroft	154	20.05%	<div style="width: 20.05%; height: 10px; background-color: #f0e68c;"></div>
Mike Kehoe	308	40.10%	<div style="width: 40.10%; height: 10px; background-color: #f0e68c;"></div>
Chris Wright	11	1.43%	<div style="width: 1.43%; height: 10px; background-color: #f0e68c;"></div>
Darren L Grant	3	0.39%	<div style="width: 0.39%; height: 10px; background-color: #f0e68c;"></div>
Amber Thomsen	10	1.30%	<div style="width: 1.30%; height: 10px; background-color: #f0e68c;"></div>
Total Votes Cast	768	100.00%	<div style="width: 100%; height: 10px; background-color: #f0e68c;"></div>

REP Lieutenant Governor
 Vote For 1

	TOTAL	VOTE %	
Holly Rehder	169	23.15%	<div style="width: 23.15%; height: 10px; background-color: #f0e68c;"></div>
Dave Wasinger	126	17.26%	<div style="width: 17.26%; height: 10px; background-color: #f0e68c;"></div>
Lincoln Hough	268	36.71%	<div style="width: 36.71%; height: 10px; background-color: #f0e68c;"></div>
Paul Berry III	14	1.92%	<div style="width: 1.92%; height: 10px; background-color: #f0e68c;"></div>
Tim Baker	121	16.58%	<div style="width: 16.58%; height: 10px; background-color: #f0e68c;"></div>
Matthew E. Porter	32	4.38%	<div style="width: 4.38%; height: 10px; background-color: #f0e68c;"></div>
Total Votes Cast	730	100.00%	<div style="width: 100%; height: 10px; background-color: #f0e68c;"></div>

REP Secretary of State
 Vote For 1

	TOTAL	VOTE %	
Valentina Gomez	47	6.21%	<div style="width: 6.21%; height: 10px; background-color: #f0e68c;"></div>
Shane Schoeller	35	4.62%	<div style="width: 4.62%; height: 10px; background-color: #f0e68c;"></div>
Denny Hoskins	457	60.37%	<div style="width: 60.37%; height: 10px; background-color: #f0e68c;"></div>
Adam J. Schwadron	23	3.04%	<div style="width: 3.04%; height: 10px; background-color: #f0e68c;"></div>
Jamie Corley	48	6.34%	<div style="width: 6.34%; height: 10px; background-color: #f0e68c;"></div>
Dean Plocher	75	9.91%	<div style="width: 9.91%; height: 10px; background-color: #f0e68c;"></div>
Mary Elizabeth Coleman	32	4.23%	<div style="width: 4.23%; height: 10px; background-color: #f0e68c;"></div>
Mike Carter	40	5.28%	<div style="width: 5.28%; height: 10px; background-color: #f0e68c;"></div>
Total Votes Cast	757	100.00%	<div style="width: 100%; height: 10px; background-color: #f0e68c;"></div>

Wbg SE-2/ Wbg NE

REP State Treasurer

Vote For 1

	TOTAL	VOTE %	
Cody Smith	74	10.03%	
Andrew Koenig	130	17.62%	
Lori Rook	189	25.61%	
Vivek Malek	310	42.01%	
Tina Goodrick	25	3.39%	
Karan Pujji	10	1.36%	
Total Votes Cast	738	100.00%	

REP Attorney General

Vote For 1

	TOTAL	VOTE %	
Will Scharf	276	38.44%	
Andrew Bailey	442	61.56%	
Total Votes Cast	718	100.00%	

REP U.S. Representative--District 4

Vote For 1

	TOTAL	VOTE %	
Mark Alford	697	100.00%	
Total Votes Cast	697	100.00%	

REP State Senator--District 31

Vote For 1

	TOTAL	VOTE %	
Rick Brattin	211	27.58%	
Michael Haffner	97	12.68%	
Dan Houx	457	59.74%	
Total Votes Cast	765	100.00%	

REP State Representative District 54

Vote For 1

	TOTAL	VOTE %	
Brandon Phelps	425	55.34%	
Matthew Sergent	343	44.66%	
Total Votes Cast	768	100.00%	

REP Circuit Judge-Circuit 17 Division 1

Vote For 1

	TOTAL	VOTE %	
Stacey J. Lett	664	100.00%	
Total Votes Cast	664	100.00%	

Wbg SE-2/ Wbg NE

REP County Commissioner Eastern

Vote For 1

	TOTAL	VOTE %	
Rusty Sproat	693	100.00%	<div style="width: 100%;"></div>
Total Votes Cast	693	100.00%	<div style="width: 100%;"></div>

REP Clerk of the Circuit Court

Vote For 1

	TOTAL	VOTE %	
Marcy Anderson	670	100.00%	<div style="width: 100%;"></div>
Total Votes Cast	670	100.00%	<div style="width: 100%;"></div>

REP Sheriff Johnson County

Vote For 1

	TOTAL	VOTE %	
Scott Munsterman	712	100.00%	<div style="width: 100%;"></div>
Total Votes Cast	712	100.00%	<div style="width: 100%;"></div>

REP Assessor Johnson County

Vote For 1

	TOTAL	VOTE %	
George Taylor	672	100.00%	<div style="width: 100%;"></div>
Total Votes Cast	672	100.00%	<div style="width: 100%;"></div>

REP Treasurer Johnson County

Vote For 1

	TOTAL	VOTE %	
Heather Reynolds	683	100.00%	<div style="width: 100%;"></div>
Total Votes Cast	683	100.00%	<div style="width: 100%;"></div>

REP Public Administrator Johnson County

Vote For 1

	TOTAL	VOTE %	
Nancy Jo Jennings	673	100.00%	<div style="width: 100%;"></div>
Total Votes Cast	673	100.00%	<div style="width: 100%;"></div>

REP Coroner Johnson County

Vote For 1

	TOTAL	VOTE %	
Clark Holdren	696	100.00%	<div style="width: 100%;"></div>
Total Votes Cast	696	100.00%	<div style="width: 100%;"></div>

REP Surveyor Johnson County

Vote For 1

	TOTAL	VOTE %	
John P. Webster	664	100.00%	<div style="width: 100%;"></div>
Total Votes Cast	664	100.00%	<div style="width: 100%;"></div>

Wbg SE-2/ Wbg NE

DEM U.S. Senator

Vote For 1

	TOTAL	VOTE %
Karla May	77	25.58%
December L. Harmon	15	4.98%
Lucas Kunce	195	64.78%
Mita Biswas	14	4.65%
Total Votes Cast	301	100.00%

DEM Governor

Vote For 1

	TOTAL	VOTE %
Eric Morrison	29	9.54%
Crystal Quade	153	50.33%
Sheryl Gladney	14	4.61%
Hollis L Laster	7	2.30%
Mike Hamra	101	33.22%
Total Votes Cast	304	100.00%

DEM Lieutenant Governor

Vote For 1

	TOTAL	VOTE %
Richard Brown	147	50.34%
Anastasia Syes	145	49.66%
Total Votes Cast	292	100.00%

DEM Secretary of State

Vote For 1

	TOTAL	VOTE %
Monique Williams	116	40.14%
Barbara Phiifer	88	30.45%
Haley Jacobson	85	29.41%
Total Votes Cast	289	100.00%

DEM State Treasurer

Vote For 1

	TOTAL	VOTE %
Mark Osmack	290	100.00%
Total Votes Cast	290	100.00%

DEM Attorney General

Vote For 1

	TOTAL	VOTE %
Elad Jonathan Gross	293	100.00%
Total Votes Cast	293	100.00%

Wbg SE-2/ Wbg NE

DEM U.S. Representative--District 4

Vote For 1

	TOTAL	VOTE %	
Jeanette Cass	179	61.30%	<div style="width: 61.30%;"><div style="width: 61.30%;"></div></div>
Mike McCaffree	113	38.70%	<div style="width: 38.70%;"><div style="width: 38.70%;"></div></div>
Total Votes Cast	292	100.00%	<div style="width: 100.00%;"><div style="width: 100.00%;"></div></div>

DEM State Senator--District 31

Vote For 1

	TOTAL	VOTE %	
Raymond L. James	289	100.00%	<div style="width: 100.00%;"><div style="width: 100.00%;"></div></div>
Total Votes Cast	289	100.00%	<div style="width: 100.00%;"><div style="width: 100.00%;"></div></div>

DEM State Representative District 54

Vote For 1

	TOTAL	VOTE %	
Eric Stevens	289	100.00%	<div style="width: 100.00%;"><div style="width: 100.00%;"></div></div>
Total Votes Cast	289	100.00%	<div style="width: 100.00%;"><div style="width: 100.00%;"></div></div>

LIB U.S. Senator

Vote For 1

	TOTAL	VOTE %	
W.C. Young	4	100.00%	<div style="width: 100.00%;"><div style="width: 100.00%;"></div></div>
Total Votes Cast	4	100.00%	<div style="width: 100.00%;"><div style="width: 100.00%;"></div></div>

LIB Governor

Vote For 1

	TOTAL	VOTE %	
Bill Slantz	4	100.00%	<div style="width: 100.00%;"><div style="width: 100.00%;"></div></div>
Total Votes Cast	4	100.00%	<div style="width: 100.00%;"><div style="width: 100.00%;"></div></div>

LIB Lieutenant Governor

Vote For 1

	TOTAL	VOTE %	
Ken Iverson	4	100.00%	<div style="width: 100.00%;"><div style="width: 100.00%;"></div></div>
Total Votes Cast	4	100.00%	<div style="width: 100.00%;"><div style="width: 100.00%;"></div></div>

LIB Secretary of State

Vote For 1

	TOTAL	VOTE %	
Carl Herman Freese	4	100.00%	<div style="width: 100.00%;"><div style="width: 100.00%;"></div></div>
Total Votes Cast	4	100.00%	<div style="width: 100.00%;"><div style="width: 100.00%;"></div></div>

Wbg SE-2/ Wbg NE

LIB State Treasurer

Vote For 1

	TOTAL	VOTE %	
John A. Hartwig, Jr.	4	100.00%	<div style="width: 100%; height: 10px; background-color: #f0e68c;"></div>
Total Votes Cast	4	100.00%	<div style="width: 100%; height: 10px; background-color: #f0e68c;"></div>

LIB Attorney General

Vote For 1

	TOTAL	VOTE %	
Ryan L. Munro	4	100.00%	<div style="width: 100%; height: 10px; background-color: #f0e68c;"></div>
Total Votes Cast	4	100.00%	<div style="width: 100%; height: 10px; background-color: #f0e68c;"></div>

LIB U.S. Representative--District 4

Vote For 1

	TOTAL	VOTE %	
Thomas Holbrook	4	100.00%	<div style="width: 100%; height: 10px; background-color: #f0e68c;"></div>
Total Votes Cast	4	100.00%	<div style="width: 100%; height: 10px; background-color: #f0e68c;"></div>

County of Johnson Sales Tax Question

Vote For 1

	TOTAL	VOTE %	
YES	738	66.55%	<div style="width: 66.55%; height: 10px; background-color: #f0e68c;"></div>
NO	371	33.45%	<div style="width: 33.45%; height: 10px; background-color: #d3d3d3;"></div>
Total Votes Cast	1,109	100.00%	<div style="width: 100%; height: 10px; background-color: #f0e68c;"></div>

State of Missouri Constitutional Amendment No. 1

Vote For 1

	TOTAL	VOTE %	
YES	528	47.91%	<div style="width: 47.91%; height: 10px; background-color: #f0e68c;"></div>
NO	574	52.09%	<div style="width: 52.09%; height: 10px; background-color: #d3d3d3;"></div>
Total Votes Cast	1,102	100.00%	<div style="width: 100%; height: 10px; background-color: #f0e68c;"></div>

State of Missouri Constitutional Amendment No. 4

Vote For 1

	TOTAL	VOTE %	
YES	660	60.00%	<div style="width: 60.00%; height: 10px; background-color: #f0e68c;"></div>
NO	440	40.00%	<div style="width: 40.00%; height: 10px; background-color: #d3d3d3;"></div>
Total Votes Cast	1,100	100.00%	<div style="width: 100%; height: 10px; background-color: #f0e68c;"></div>

Wbg SW/ Wbg NW

Statistics TOTAL

Registered Voters - Total	4,539
Ballots Cast - Total	929
Voter Turnout - Total	20.47%

REP U.S. Senator
 Vote For 1

	TOTAL	VOTE %	
Josh Hawley	587	100.00%	<div style="width: 100%; height: 10px; background-color: #f0e68c;"></div>
Total Votes Cast	587	100.00%	<div style="width: 100%; height: 10px; background-color: #f0e68c;"></div>

REP Governor
 Vote For 1

	TOTAL	VOTE %	
Darrell Leon McClanahan III	4	0.59%	<div style="width: 0.59%; height: 10px; background-color: #f0e68c;"></div>
Jeremy Gundel	2	0.29%	<div style="width: 0.29%; height: 10px; background-color: #f0e68c;"></div>
Bill Eigel	238	35.05%	<div style="width: 35.05%; height: 10px; background-color: #f0e68c;"></div>
Robert James Olson	2	0.29%	<div style="width: 0.29%; height: 10px; background-color: #f0e68c;"></div>
John R. (Jay) Ashcroft	130	19.15%	<div style="width: 19.15%; height: 10px; background-color: #f0e68c;"></div>
Mike Kehoe	281	41.38%	<div style="width: 41.38%; height: 10px; background-color: #f0e68c;"></div>
Chris Wright	3	0.44%	<div style="width: 0.44%; height: 10px; background-color: #f0e68c;"></div>
Darren L Grant	4	0.59%	<div style="width: 0.59%; height: 10px; background-color: #f0e68c;"></div>
Amber Thomsen	15	2.21%	<div style="width: 2.21%; height: 10px; background-color: #f0e68c;"></div>
Total Votes Cast	679	100.00%	<div style="width: 100%; height: 10px; background-color: #f0e68c;"></div>

REP Lieutenant Governor
 Vote For 1

	TOTAL	VOTE %	
Holly Rehder	118	18.44%	<div style="width: 18.44%; height: 10px; background-color: #f0e68c;"></div>
Dave Wasinger	101	15.78%	<div style="width: 15.78%; height: 10px; background-color: #f0e68c;"></div>
Lincoln Hough	225	35.16%	<div style="width: 35.16%; height: 10px; background-color: #f0e68c;"></div>
Paul Berry III	9	1.41%	<div style="width: 1.41%; height: 10px; background-color: #f0e68c;"></div>
Tim Baker	161	25.16%	<div style="width: 25.16%; height: 10px; background-color: #f0e68c;"></div>
Matthew E. Porter	26	4.06%	<div style="width: 4.06%; height: 10px; background-color: #f0e68c;"></div>
Total Votes Cast	640	100.00%	<div style="width: 100%; height: 10px; background-color: #f0e68c;"></div>

REP Secretary of State
 Vote For 1

	TOTAL	VOTE %	
Valentina Gomez	24	3.65%	<div style="width: 3.65%; height: 10px; background-color: #f0e68c;"></div>
Shane Schoeller	40	6.09%	<div style="width: 6.09%; height: 10px; background-color: #f0e68c;"></div>
Denny Hoskins	428	65.14%	<div style="width: 65.14%; height: 10px; background-color: #f0e68c;"></div>
Adam J. Schwadron	9	1.37%	<div style="width: 1.37%; height: 10px; background-color: #f0e68c;"></div>
Jamie Corley	32	4.87%	<div style="width: 4.87%; height: 10px; background-color: #f0e68c;"></div>
Dean Plocher	63	9.59%	<div style="width: 9.59%; height: 10px; background-color: #f0e68c;"></div>
Mary Elizabeth Coleman	33	5.02%	<div style="width: 5.02%; height: 10px; background-color: #f0e68c;"></div>
Mike Carter	28	4.26%	<div style="width: 4.26%; height: 10px; background-color: #f0e68c;"></div>
Total Votes Cast	657	100.00%	<div style="width: 100%; height: 10px; background-color: #f0e68c;"></div>

Wbg SW/ Wbg NW

REP State Treasurer

Vote For 1

	TOTAL	VOTE %	
Cody Smith	42	6.55%	<div style="width: 6.55%;"></div>
Andrew Koenig	116	18.10%	<div style="width: 18.10%;"></div>
Lori Rook	218	34.01%	<div style="width: 34.01%;"></div>
Vivek Malek	240	37.44%	<div style="width: 37.44%;"></div>
Tina Goodrick	21	3.28%	<div style="width: 3.28%;"></div>
Karan Pujji	4	0.62%	<div style="width: 0.62%;"></div>
Total Votes Cast	641	100.00%	<div style="width: 100%;"></div>

REP Attorney General

Vote For 1

	TOTAL	VOTE %	
Will Scharf	247	39.02%	<div style="width: 39.02%;"></div>
Andrew Bailey	386	60.98%	<div style="width: 60.98%;"></div>
Total Votes Cast	633	100.00%	<div style="width: 100%;"></div>

REP U.S. Representative--District 4

Vote For 1

	TOTAL	VOTE %	
Mark Alford	596	100.00%	<div style="width: 100%;"></div>
Total Votes Cast	596	100.00%	<div style="width: 100%;"></div>

REP State Senator--District 31

Vote For 1

	TOTAL	VOTE %	
Rick Brattin	209	30.83%	<div style="width: 30.83%;"></div>
Michael Haffner	65	9.59%	<div style="width: 9.59%;"></div>
Dan Houx	404	59.59%	<div style="width: 59.59%;"></div>
Total Votes Cast	678	100.00%	<div style="width: 100%;"></div>

REP State Representative District 54

Vote For 1

	TOTAL	VOTE %	
Brandon Phelps	334	49.41%	<div style="width: 49.41%;"></div>
Matthew Sergent	342	50.59%	<div style="width: 50.59%;"></div>
Total Votes Cast	676	100.00%	<div style="width: 100%;"></div>

REP Circuit Judge-Circuit 17 Division 1

Vote For 1

	TOTAL	VOTE %	
Stacey J. Lett	557	100.00%	<div style="width: 100%;"></div>
Total Votes Cast	557	100.00%	<div style="width: 100%;"></div>

Wbg SW/ Wbg NW

REP County Commissioner Western

Vote For 1

	TOTAL	VOTE %	
Charlie Kavanaugh	407	62.91%	<div style="width: 62.91%; background-color: #f1c40f;"></div>
Jerry Ellis	240	37.09%	<div style="width: 37.09%; background-color: #95a5a6;"></div>
Total Votes Cast	647	100.00%	<div style="width: 100%; background-color: #f1c40f;"></div>

REP Clerk of the Circuit Court

Vote For 1

	TOTAL	VOTE %	
Marcy Anderson	582	100.00%	<div style="width: 100%; background-color: #f1c40f;"></div>
Total Votes Cast	582	100.00%	<div style="width: 100%; background-color: #f1c40f;"></div>

REP Sheriff Johnson County

Vote For 1

	TOTAL	VOTE %	
Scott Munsterman	618	100.00%	<div style="width: 100%; background-color: #f1c40f;"></div>
Total Votes Cast	618	100.00%	<div style="width: 100%; background-color: #f1c40f;"></div>

REP Assessor Johnson County

Vote For 1

	TOTAL	VOTE %	
George Taylor	577	100.00%	<div style="width: 100%; background-color: #f1c40f;"></div>
Total Votes Cast	577	100.00%	<div style="width: 100%; background-color: #f1c40f;"></div>

REP Treasurer Johnson County

Vote For 1

	TOTAL	VOTE %	
Heather Reynolds	584	100.00%	<div style="width: 100%; background-color: #f1c40f;"></div>
Total Votes Cast	584	100.00%	<div style="width: 100%; background-color: #f1c40f;"></div>

REP Public Administrator Johnson County

Vote For 1

	TOTAL	VOTE %	
Nancy Jo Jennings	579	100.00%	<div style="width: 100%; background-color: #f1c40f;"></div>
Total Votes Cast	579	100.00%	<div style="width: 100%; background-color: #f1c40f;"></div>

REP Coroner Johnson County

Vote For 1

	TOTAL	VOTE %	
Clark Holdren	589	100.00%	<div style="width: 100%; background-color: #f1c40f;"></div>
Total Votes Cast	589	100.00%	<div style="width: 100%; background-color: #f1c40f;"></div>

Wbg SW/ Wbg NW

REP Surveyor Johnson County

Vote For 1

	TOTAL	VOTE %	
John P. Webster	569	100.00%	<div style="width: 100%; height: 10px; background-color: #f0e68c;"></div>
Total Votes Cast	569	100.00%	<div style="width: 100%; height: 10px; background-color: #f0e68c;"></div>

REP Township Committeeman Warrensburg NW

Vote For 1

	TOTAL	VOTE %	
Kit Lindsay	146	45.06%	<div style="width: 45.06%; height: 10px; background-color: #f0e68c;"></div>
Dan Houx	177	54.63%	<div style="width: 54.63%; height: 10px; background-color: #f0e68c;"></div>
Write-In Totals	1	0.31%	<div style="width: 0.31%; height: 10px; background-color: #f0e68c;"></div>
Total Votes Cast	324	100.00%	<div style="width: 100%; height: 10px; background-color: #f0e68c;"></div>

REP Township Committeewoman Warrensburg NW

Vote For 1

	TOTAL	VOTE %	
Amy Castro	163	52.92%	<div style="width: 52.92%; height: 10px; background-color: #f0e68c;"></div>
Toni Houx	144	46.75%	<div style="width: 46.75%; height: 10px; background-color: #f0e68c;"></div>
Write-In Totals	1	0.32%	<div style="width: 0.32%; height: 10px; background-color: #f0e68c;"></div>
Total Votes Cast	308	100.00%	<div style="width: 100%; height: 10px; background-color: #f0e68c;"></div>

REP Township Committeewoman Warrensburg SW

Vote For 1

	TOTAL	VOTE %	
Jan Jones	181	60.33%	<div style="width: 60.33%; height: 10px; background-color: #f0e68c;"></div>
Dee Ann Poole	119	39.67%	<div style="width: 39.67%; height: 10px; background-color: #f0e68c;"></div>
Write-In Totals	0	0.00%	<div style="width: 0.00%; height: 10px; background-color: #f0e68c;"></div>
Total Votes Cast	300	100.00%	<div style="width: 100%; height: 10px; background-color: #f0e68c;"></div>

DEM U.S. Senator

Vote For 1

	TOTAL	VOTE %	
Karla May	42	18.83%	<div style="width: 18.83%; height: 10px; background-color: #f0e68c;"></div>
December L. Harmon	22	9.87%	<div style="width: 9.87%; height: 10px; background-color: #f0e68c;"></div>
Lucas Kunce	152	68.16%	<div style="width: 68.16%; height: 10px; background-color: #f0e68c;"></div>
Mita Biswas	7	3.14%	<div style="width: 3.14%; height: 10px; background-color: #f0e68c;"></div>
Total Votes Cast	223	100.00%	<div style="width: 100%; height: 10px; background-color: #f0e68c;"></div>

Wbg SW/ Wbg NW

DEM Governor

Vote For 1

	TOTAL	VOTE %	
Eric Morrison	19	8.60%	
Crystal Quade	125	56.56%	
Sheryl Gladney	13	5.88%	
Hollis L Laster	2	0.90%	
Mike Hamra	62	28.05%	
Total Votes Cast	221	100.00%	

DEM Lieutenant Governor

Vote For 1

	TOTAL	VOTE %	
Richard Brown	127	59.35%	
Anastasia Syes	87	40.65%	
Total Votes Cast	214	100.00%	

DEM Secretary of State

Vote For 1

	TOTAL	VOTE %	
Monique Williams	73	34.93%	
Barbara Phifer	76	36.36%	
Haley Jacobson	60	28.71%	
Total Votes Cast	209	100.00%	

DEM State Treasurer

Vote For 1

	TOTAL	VOTE %	
Mark Osmack	209	100.00%	
Total Votes Cast	209	100.00%	

DEM Attorney General

Vote For 1

	TOTAL	VOTE %	
Elad Jonathan Gross	206	100.00%	
Total Votes Cast	206	100.00%	

DEM U.S. Representative--District 4

Vote For 1

	TOTAL	VOTE %	
Jeanette Cass	124	58.49%	
Mike McCaffree	88	41.51%	
Total Votes Cast	212	100.00%	

Wbg SW/ Wbg NW

DEM State Senator--District 31

Vote For 1

	TOTAL	VOTE %	
Raymond L. James	209	100.00%	<div style="width: 100%;"></div>
Total Votes Cast	209	100.00%	<div style="width: 100%;"></div>

DEM State Representative District 54

Vote For 1

	TOTAL	VOTE %	
Eric Stevens	206	100.00%	<div style="width: 100%;"></div>
Total Votes Cast	206	100.00%	<div style="width: 100%;"></div>

LIB U.S. Senator

Vote For 1

	TOTAL	VOTE %	
W.C. Young	2	100.00%	<div style="width: 100%;"></div>
Total Votes Cast	2	100.00%	<div style="width: 100%;"></div>

LIB Governor

Vote For 1

	TOTAL	VOTE %	
Bill Slantz	2	100.00%	<div style="width: 100%;"></div>
Total Votes Cast	2	100.00%	<div style="width: 100%;"></div>

LIB Lieutenant Governor

Vote For 1

	TOTAL	VOTE %	
Ken Iverson	2	100.00%	<div style="width: 100%;"></div>
Total Votes Cast	2	100.00%	<div style="width: 100%;"></div>

LIB Secretary of State

Vote For 1

	TOTAL	VOTE %	
Carl Herman Freese	2	100.00%	<div style="width: 100%;"></div>
Total Votes Cast	2	100.00%	<div style="width: 100%;"></div>

LIB State Treasurer

Vote For 1

	TOTAL	VOTE %	
John A. Hartwig, Jr.	2	100.00%	<div style="width: 100%;"></div>
Total Votes Cast	2	100.00%	<div style="width: 100%;"></div>

LIB Attorney General

Vote For 1

	TOTAL	VOTE %	
Ryan L. Munro	2	100.00%	<div style="width: 100%;"></div>
Total Votes Cast	2	100.00%	<div style="width: 100%;"></div>

Wbg SW/ Wbg NW

LIB U.S. Representative--District 4

Vote For 1

	TOTAL	VOTE %	
Thomas Holbrook	2	100.00%	<div style="width: 100%; height: 10px; background-color: #f0e68c;"></div>
Total Votes Cast	2	100.00%	<div style="width: 100%; height: 10px; background-color: #f0e68c;"></div>

County of Johnson Sales Tax Question

Vote For 1

	TOTAL	VOTE %	
YES	624	68.05%	<div style="width: 68.05%; height: 10px; background-color: #f0e68c;"></div>
NO	293	31.95%	<div style="width: 31.95%; height: 10px; background-color: #d3d3d3;"></div>
Total Votes Cast	917	100.00%	<div style="width: 100%; height: 10px; background-color: #f0e68c;"></div>

State of Missouri Constitutional Amendment No. 1

Vote For 1

	TOTAL	VOTE %	
YES	423	46.38%	<div style="width: 46.38%; height: 10px; background-color: #f0e68c;"></div>
NO	489	53.62%	<div style="width: 53.62%; height: 10px; background-color: #d3d3d3;"></div>
Total Votes Cast	912	100.00%	<div style="width: 100%; height: 10px; background-color: #f0e68c;"></div>

State of Missouri Constitutional Amendment No. 4

Vote For 1

	TOTAL	VOTE %	
YES	509	56.24%	<div style="width: 56.24%; height: 10px; background-color: #f0e68c;"></div>
NO	396	43.76%	<div style="width: 43.76%; height: 10px; background-color: #d3d3d3;"></div>
Total Votes Cast	905	100.00%	<div style="width: 100%; height: 10px; background-color: #f0e68c;"></div>

N&S Holden/Kingsville/Rose Hill

Statistics TOTAL

Registered Voters - Total	4,328
Ballots Cast - Total	1,112
Voter Turnout - Total	25.69%

REP U.S. Senator
 Vote For 1

	TOTAL	VOTE %	
Josh Hawley	838	100.00%	<div style="width: 100%; height: 10px; background-color: #f0e68c;"></div>
Total Votes Cast	838	100.00%	<div style="width: 100%; height: 10px; background-color: #f0e68c;"></div>

REP Governor
 Vote For 1

	TOTAL	VOTE %	
Darrell Leon McClanahan III	6	0.68%	<div style="width: 0.68%; height: 10px; background-color: #f0e68c;"></div>
Jeremy Gundel	4	0.45%	<div style="width: 0.45%; height: 10px; background-color: #f0e68c;"></div>
Bill Eigel	376	42.49%	<div style="width: 42.49%; height: 10px; background-color: #f0e68c;"></div>
Robert James Olson	4	0.45%	<div style="width: 0.45%; height: 10px; background-color: #f0e68c;"></div>
John R. (Jay) Ashcroft	173	19.55%	<div style="width: 19.55%; height: 10px; background-color: #f0e68c;"></div>
Mike Kehoe	287	32.43%	<div style="width: 32.43%; height: 10px; background-color: #f0e68c;"></div>
Chris Wright	16	1.81%	<div style="width: 1.81%; height: 10px; background-color: #f0e68c;"></div>
Darren L Grant	3	0.34%	<div style="width: 0.34%; height: 10px; background-color: #f0e68c;"></div>
Amber Thomsen	16	1.81%	<div style="width: 1.81%; height: 10px; background-color: #f0e68c;"></div>
Total Votes Cast	885	100.00%	<div style="width: 100%; height: 10px; background-color: #f0e68c;"></div>

REP Lieutenant Governor
 Vote For 1

	TOTAL	VOTE %	
Holly Rehder	184	21.37%	<div style="width: 21.37%; height: 10px; background-color: #f0e68c;"></div>
Dave Wasinger	218	25.32%	<div style="width: 25.32%; height: 10px; background-color: #f0e68c;"></div>
Lincoln Hough	277	32.17%	<div style="width: 32.17%; height: 10px; background-color: #f0e68c;"></div>
Paul Berry III	12	1.39%	<div style="width: 1.39%; height: 10px; background-color: #f0e68c;"></div>
Tim Baker	133	15.45%	<div style="width: 15.45%; height: 10px; background-color: #f0e68c;"></div>
Matthew E. Porter	37	4.30%	<div style="width: 4.30%; height: 10px; background-color: #f0e68c;"></div>
Total Votes Cast	861	100.00%	<div style="width: 100%; height: 10px; background-color: #f0e68c;"></div>

REP Secretary of State
 Vote For 1

	TOTAL	VOTE %	
Valentina Gomez	38	4.37%	<div style="width: 4.37%; height: 10px; background-color: #f0e68c;"></div>
Shane Schoeller	35	4.03%	<div style="width: 4.03%; height: 10px; background-color: #f0e68c;"></div>
Denny Hoskins	557	64.10%	<div style="width: 64.10%; height: 10px; background-color: #f0e68c;"></div>
Adam J. Schwadron	21	2.42%	<div style="width: 2.42%; height: 10px; background-color: #f0e68c;"></div>
Jamie Corley	53	6.10%	<div style="width: 6.10%; height: 10px; background-color: #f0e68c;"></div>
Dean Plocher	68	7.83%	<div style="width: 7.83%; height: 10px; background-color: #f0e68c;"></div>
Mary Elizabeth Coleman	45	5.18%	<div style="width: 5.18%; height: 10px; background-color: #f0e68c;"></div>
Mike Carter	52	5.98%	<div style="width: 5.98%; height: 10px; background-color: #f0e68c;"></div>
Total Votes Cast	869	100.00%	<div style="width: 100%; height: 10px; background-color: #f0e68c;"></div>

N&S Holden/Kingsville/Rose Hill

REP State Treasurer

Vote For 1

	TOTAL	VOTE %	
Cody Smith	97	11.31%	<div style="width: 11.31%;"></div>
Andrew Koenig	146	17.02%	<div style="width: 17.02%;"></div>
Lori Rook	249	29.02%	<div style="width: 29.02%;"></div>
Vivek Malek	333	38.81%	<div style="width: 38.81%;"></div>
Tina Goodrick	28	3.26%	<div style="width: 3.26%;"></div>
Karan Pujji	5	0.58%	<div style="width: 0.58%;"></div>
Total Votes Cast	858	100.00%	<div style="width: 100%;"></div>

REP Attorney General

Vote For 1

	TOTAL	VOTE %	
Will Scharf	331	38.62%	<div style="width: 38.62%;"></div>
Andrew Bailey	526	61.38%	<div style="width: 61.38%;"></div>
Total Votes Cast	857	100.00%	<div style="width: 100%;"></div>

REP U.S. Representative--District 4

Vote For 1

	TOTAL	VOTE %	
Mark Alford	846	100.00%	<div style="width: 100%;"></div>
Total Votes Cast	846	100.00%	<div style="width: 100%;"></div>

REP State Senator--District 31

Vote For 1

	TOTAL	VOTE %	
Rick Brattin	409	46.90%	<div style="width: 46.90%;"></div>
Michael Haffner	107	12.27%	<div style="width: 12.27%;"></div>
Dan Houx	356	40.83%	<div style="width: 40.83%;"></div>
Total Votes Cast	872	100.00%	<div style="width: 100%;"></div>

REP State Representative District 54

Vote For 1

	TOTAL	VOTE %	
Brandon Phelps	237	51.75%	<div style="width: 51.75%;"></div>
Matthew Sergent	221	48.25%	<div style="width: 48.25%;"></div>
Total Votes Cast	458	100.00%	<div style="width: 100%;"></div>

REP State Representative District 57

Vote For 1

	TOTAL	VOTE %	
Rodger L. Reedy	390	100.00%	<div style="width: 100%;"></div>
Total Votes Cast	390	100.00%	<div style="width: 100%;"></div>

N&S Holden/Kingsville/Rose Hill

REP Circuit Judge-Circuit 17 Division 1

Vote For 1

	TOTAL	VOTE %	
Stacey J. Lett	785	100.00%	<div style="width: 100%; height: 10px; background-color: #f0e68c;"></div>
Total Votes Cast	785	100.00%	<div style="width: 100%; height: 10px; background-color: #f0e68c;"></div>

REP County Commissioner Western

Vote For 1

	TOTAL	VOTE %	
Charlie Kavanaugh	486	57.18%	<div style="width: 57.18%; height: 10px; background-color: #f0e68c;"></div>
Jerry Ellis	364	42.82%	<div style="width: 42.82%; height: 10px; background-color: #f0e68c;"></div>
Total Votes Cast	850	100.00%	<div style="width: 100%; height: 10px; background-color: #f0e68c;"></div>

REP Clerk of the Circuit Court

Vote For 1

	TOTAL	VOTE %	
Marcy Anderson	813	100.00%	<div style="width: 100%; height: 10px; background-color: #f0e68c;"></div>
Total Votes Cast	813	100.00%	<div style="width: 100%; height: 10px; background-color: #f0e68c;"></div>

REP Sheriff Johnson County

Vote For 1

	TOTAL	VOTE %	
Scott Munsterman	827	100.00%	<div style="width: 100%; height: 10px; background-color: #f0e68c;"></div>
Total Votes Cast	827	100.00%	<div style="width: 100%; height: 10px; background-color: #f0e68c;"></div>

REP Assessor Johnson County

Vote For 1

	TOTAL	VOTE %	
George Taylor	808	100.00%	<div style="width: 100%; height: 10px; background-color: #f0e68c;"></div>
Total Votes Cast	808	100.00%	<div style="width: 100%; height: 10px; background-color: #f0e68c;"></div>

REP Treasurer Johnson County

Vote For 1

	TOTAL	VOTE %	
Heather Reynolds	812	100.00%	<div style="width: 100%; height: 10px; background-color: #f0e68c;"></div>
Total Votes Cast	812	100.00%	<div style="width: 100%; height: 10px; background-color: #f0e68c;"></div>

REP Public Administrator Johnson County

Vote For 1

	TOTAL	VOTE %	
Nancy Jo Jennings	814	100.00%	<div style="width: 100%; height: 10px; background-color: #f0e68c;"></div>
Total Votes Cast	814	100.00%	<div style="width: 100%; height: 10px; background-color: #f0e68c;"></div>

N&S Holden/Kingsville/Rose Hill

REP Coroner Johnson County

Vote For 1

	TOTAL	VOTE %	
Clark Holdren	817	100.00%	<div style="width: 100%; height: 10px; background-color: #ffc107;"></div>
Total Votes Cast	817	100.00%	<div style="width: 100%; height: 10px; background-color: #ffc107;"></div>

REP Surveyor Johnson County

Vote For 1

	TOTAL	VOTE %	
John P. Webster	810	100.00%	<div style="width: 100%; height: 10px; background-color: #ffc107;"></div>
Total Votes Cast	810	100.00%	<div style="width: 100%; height: 10px; background-color: #ffc107;"></div>

REP Township Committeeman Rose Hill

Vote For 1

	TOTAL	VOTE %	
Kevin Buckstead	90	52.02%	<div style="width: 52.02%; height: 10px; background-color: #ffc107;"></div>
Casey Jenkins	83	47.98%	<div style="width: 47.98%; height: 10px; background-color: #ffc107;"></div>
Write-In Totals	0	0.00%	<div style="width: 0%; height: 10px; background-color: #ffc107;"></div>
Total Votes Cast	173	100.00%	<div style="width: 100%; height: 10px; background-color: #ffc107;"></div>

REP Township Committeewoman Rose Hill

Vote For 1

	TOTAL	VOTE %	
Darlene Buckstead	90	52.94%	<div style="width: 52.94%; height: 10px; background-color: #ffc107;"></div>
Verna Jenkins	80	47.06%	<div style="width: 47.06%; height: 10px; background-color: #ffc107;"></div>
Write-In Totals	0	0.00%	<div style="width: 0%; height: 10px; background-color: #ffc107;"></div>
Total Votes Cast	170	100.00%	<div style="width: 100%; height: 10px; background-color: #ffc107;"></div>

DEM U.S. Senator

Vote For 1

	TOTAL	VOTE %	
Karla May	46	23.83%	<div style="width: 23.83%; height: 10px; background-color: #ffc107;"></div>
December L. Harmon	14	7.25%	<div style="width: 7.25%; height: 10px; background-color: #ffc107;"></div>
Lucas Kunce	128	66.32%	<div style="width: 66.32%; height: 10px; background-color: #ffc107;"></div>
Mita Biswas	5	2.59%	<div style="width: 2.59%; height: 10px; background-color: #ffc107;"></div>
Total Votes Cast	193	100.00%	<div style="width: 100%; height: 10px; background-color: #ffc107;"></div>

DEM Governor

Vote For 1

	TOTAL	VOTE %	
Eric Morrison	18	9.18%	<div style="width: 9.18%; height: 10px; background-color: #ffc107;"></div>
Crystal Quade	91	46.43%	<div style="width: 46.43%; height: 10px; background-color: #ffc107;"></div>
Sheryl Gladney	6	3.06%	<div style="width: 3.06%; height: 10px; background-color: #ffc107;"></div>
Hollis L Laster	4	2.04%	<div style="width: 2.04%; height: 10px; background-color: #ffc107;"></div>
Mike Hamra	77	39.29%	<div style="width: 39.29%; height: 10px; background-color: #ffc107;"></div>
Total Votes Cast	196	100.00%	<div style="width: 100%; height: 10px; background-color: #ffc107;"></div>

N&S Holden/Kingsville/Rose Hill

DEM Lieutenant Governor

Vote For 1

	TOTAL	VOTE %	
Richard Brown	113	58.85%	<div style="width: 58.85%;"><div style="width: 58.85%;"></div></div>
Anastasia Syes	79	41.15%	<div style="width: 41.15%;"><div style="width: 41.15%;"></div></div>
Total Votes Cast	192	100.00%	<div style="width: 100%;"><div style="width: 100%;"></div></div>

DEM Secretary of State

Vote For 1

	TOTAL	VOTE %	
Monique Williams	64	33.51%	<div style="width: 33.51%;"><div style="width: 33.51%;"></div></div>
Barbara Phifer	57	29.84%	<div style="width: 29.84%;"><div style="width: 29.84%;"></div></div>
Haley Jacobson	70	36.65%	<div style="width: 36.65%;"><div style="width: 36.65%;"></div></div>
Total Votes Cast	191	100.00%	<div style="width: 100%;"><div style="width: 100%;"></div></div>

DEM State Treasurer

Vote For 1

	TOTAL	VOTE %	
Mark Osmack	184	100.00%	<div style="width: 100%;"><div style="width: 100%;"></div></div>
Total Votes Cast	184	100.00%	<div style="width: 100%;"><div style="width: 100%;"></div></div>

DEM Attorney General

Vote For 1

	TOTAL	VOTE %	
Elad Jonathan Gross	183	100.00%	<div style="width: 100%;"><div style="width: 100%;"></div></div>
Total Votes Cast	183	100.00%	<div style="width: 100%;"><div style="width: 100%;"></div></div>

DEM U.S. Representative--District 4

Vote For 1

	TOTAL	VOTE %	
Jeanette Cass	115	60.85%	<div style="width: 60.85%;"><div style="width: 60.85%;"></div></div>
Mike McCaffree	74	39.15%	<div style="width: 39.15%;"><div style="width: 39.15%;"></div></div>
Total Votes Cast	189	100.00%	<div style="width: 100%;"><div style="width: 100%;"></div></div>

DEM State Senator--District 31

Vote For 1

	TOTAL	VOTE %	
Raymond L. James	181	100.00%	<div style="width: 100%;"><div style="width: 100%;"></div></div>
Total Votes Cast	181	100.00%	<div style="width: 100%;"><div style="width: 100%;"></div></div>

DEM State Representative District 54

Vote For 1

	TOTAL	VOTE %	
Eric Stevens	115	100.00%	<div style="width: 100%;"><div style="width: 100%;"></div></div>
Total Votes Cast	115	100.00%	<div style="width: 100%;"><div style="width: 100%;"></div></div>

N&S Holden/Kingsville/Rose Hill

DEM State Representative District 57

Vote For 1

	TOTAL	VOTE %	
Michael D. Walbom	67	100.00%	<div style="width: 100%;"></div>
Total Votes Cast	67	100.00%	<div style="width: 100%;"></div>

LIB U.S. Senator

Vote For 1

	TOTAL	VOTE %	
W.C. Young	6	100.00%	<div style="width: 100%;"></div>
Total Votes Cast	6	100.00%	<div style="width: 100%;"></div>

LIB Governor

Vote For 1

	TOTAL	VOTE %	
Bill Slantz	6	100.00%	<div style="width: 100%;"></div>
Total Votes Cast	6	100.00%	<div style="width: 100%;"></div>

LIB Lieutenant Governor

Vote For 1

	TOTAL	VOTE %	
Ken Iverson	6	100.00%	<div style="width: 100%;"></div>
Total Votes Cast	6	100.00%	<div style="width: 100%;"></div>

LIB Secretary of State

Vote For 1

	TOTAL	VOTE %	
Carl Herman Freese	6	100.00%	<div style="width: 100%;"></div>
Total Votes Cast	6	100.00%	<div style="width: 100%;"></div>

LIB State Treasurer

Vote For 1

	TOTAL	VOTE %	
John A. Hartwig, Jr.	6	100.00%	<div style="width: 100%;"></div>
Total Votes Cast	6	100.00%	<div style="width: 100%;"></div>

LIB Attorney General

Vote For 1

	TOTAL	VOTE %	
Ryan L. Munro	6	100.00%	<div style="width: 100%;"></div>
Total Votes Cast	6	100.00%	<div style="width: 100%;"></div>

LIB U.S. Representative--District 4

Vote For 1

	TOTAL	VOTE %	
Thomas Holbrook	6	100.00%	<div style="width: 100%;"></div>
Total Votes Cast	6	100.00%	<div style="width: 100%;"></div>

N&SHolden/Kingsville/Rose Hill

City of Holden Question: Public Safety Improvements

Vote For 1

	TOTAL	VOTE %	
YES	228	58.02%	<div style="width: 58.02%;"><div style="width: 58.02%;"></div></div>
NO	165	41.98%	<div style="width: 41.98%;"><div style="width: 41.98%;"></div></div>
Total Votes Cast	393	100.00%	<div style="width: 100%;"><div style="width: 100%;"></div></div>

Holden R-III School District Proposition K.I.T.S.

Vote For 1

	TOTAL	VOTE %	
YES	454	54.24%	<div style="width: 54.24%;"><div style="width: 54.24%;"></div></div>
NO	383	45.76%	<div style="width: 45.76%;"><div style="width: 45.76%;"></div></div>
Total Votes Cast	837	100.00%	<div style="width: 100%;"><div style="width: 100%;"></div></div>

County of Johnson Sales Tax Question

Vote For 1

	TOTAL	VOTE %	
YES	651	59.13%	<div style="width: 59.13%;"><div style="width: 59.13%;"></div></div>
NO	450	40.87%	<div style="width: 40.87%;"><div style="width: 40.87%;"></div></div>
Total Votes Cast	1,101	100.00%	<div style="width: 100%;"><div style="width: 100%;"></div></div>

State of Missouri Constitutional Amendment No. 1

Vote For 1

	TOTAL	VOTE %	
YES	489	44.70%	<div style="width: 44.70%;"><div style="width: 44.70%;"></div></div>
NO	605	55.30%	<div style="width: 55.30%;"><div style="width: 55.30%;"></div></div>
Total Votes Cast	1,094	100.00%	<div style="width: 100%;"><div style="width: 100%;"></div></div>

State of Missouri Constitutional Amendment No. 4

Vote For 1

	TOTAL	VOTE %	
YES	609	55.87%	<div style="width: 55.87%;"><div style="width: 55.87%;"></div></div>
NO	481	44.13%	<div style="width: 44.13%;"><div style="width: 44.13%;"></div></div>
Total Votes Cast	1,090	100.00%	<div style="width: 100%;"><div style="width: 100%;"></div></div>

KnobNoster/ Lowland

Statistics	TOTAL
Registered Voters - Total	4,173
Ballots Cast - Total	681
Voter Turnout - Total	16.32%

REP U.S. Senator Vote For 1

	TOTAL	VOTE %	
Josh Hawley	506	100.00%	<div style="width: 100%; height: 10px; background-color: #ffc107;"></div>
Total Votes Cast	506	100.00%	<div style="width: 100%; height: 10px; background-color: #ffc107;"></div>

REP Governor Vote For 1

	TOTAL	VOTE %	
Darrell Leon McClanahan III	3	0.56%	<div style="width: 0.56%; height: 10px; background-color: #ffc107;"></div>
Jeremy Gundel	0	0.00%	<div style="width: 0%; height: 10px; background-color: #ffc107;"></div>
Bill Eigel	235	43.52%	<div style="width: 43.52%; height: 10px; background-color: #ffc107;"></div>
Robert James Olson	0	0.00%	<div style="width: 0%; height: 10px; background-color: #ffc107;"></div>
John R. (Jay) Ashcroft	119	22.04%	<div style="width: 22.04%; height: 10px; background-color: #ffc107;"></div>
Mike Kehoe	169	31.30%	<div style="width: 31.30%; height: 10px; background-color: #ffc107;"></div>
Chris Wright	3	0.56%	<div style="width: 0.56%; height: 10px; background-color: #ffc107;"></div>
Darren L Grant	1	0.19%	<div style="width: 0.19%; height: 10px; background-color: #ffc107;"></div>
Amber Thomsen	10	1.85%	<div style="width: 1.85%; height: 10px; background-color: #ffc107;"></div>
Total Votes Cast	540	100.00%	<div style="width: 100%; height: 10px; background-color: #ffc107;"></div>

REP Lieutenant Governor Vote For 1

	TOTAL	VOTE %	
Holly Rehder	122	23.33%	<div style="width: 23.33%; height: 10px; background-color: #ffc107;"></div>
Dave Wasinger	130	24.86%	<div style="width: 24.86%; height: 10px; background-color: #ffc107;"></div>
Lincoln Hough	165	31.55%	<div style="width: 31.55%; height: 10px; background-color: #ffc107;"></div>
Paul Berry III	8	1.53%	<div style="width: 1.53%; height: 10px; background-color: #ffc107;"></div>
Tim Baker	83	15.87%	<div style="width: 15.87%; height: 10px; background-color: #ffc107;"></div>
Matthew E. Porter	15	2.87%	<div style="width: 2.87%; height: 10px; background-color: #ffc107;"></div>
Total Votes Cast	523	100.00%	<div style="width: 100%; height: 10px; background-color: #ffc107;"></div>

REP Secretary of State Vote For 1

	TOTAL	VOTE %	
Valentina Gomez	23	4.31%	<div style="width: 4.31%; height: 10px; background-color: #ffc107;"></div>
Shane Schoeller	34	6.37%	<div style="width: 6.37%; height: 10px; background-color: #ffc107;"></div>
Denny Hoskins	343	64.23%	<div style="width: 64.23%; height: 10px; background-color: #ffc107;"></div>
Adam J. Schwadron	3	0.56%	<div style="width: 0.56%; height: 10px; background-color: #ffc107;"></div>
Jamie Corley	27	5.06%	<div style="width: 5.06%; height: 10px; background-color: #ffc107;"></div>
Dean Plocher	38	7.12%	<div style="width: 7.12%; height: 10px; background-color: #ffc107;"></div>
Mary Elizabeth Coleman	37	6.93%	<div style="width: 6.93%; height: 10px; background-color: #ffc107;"></div>
Mike Carter	29	5.43%	<div style="width: 5.43%; height: 10px; background-color: #ffc107;"></div>
Total Votes Cast	534	100.00%	<div style="width: 100%; height: 10px; background-color: #ffc107;"></div>

KnobNoster/ Lowland

REP State Treasurer

Vote For 1

	TOTAL	VOTE %	
Cody Smith	46	8.71%	<div style="width: 8.71%;"></div>
Andrew Koenig	78	14.77%	<div style="width: 14.77%;"></div>
Lori Rook	146	27.65%	<div style="width: 27.65%;"></div>
Vivek Malek	236	44.70%	<div style="width: 44.70%;"></div>
Tina Goodrick	19	3.60%	<div style="width: 3.60%;"></div>
Karan Pujji	3	0.57%	<div style="width: 0.57%;"></div>
Total Votes Cast	528	100.00%	<div style="width: 100%;"></div>

REP Attorney General

Vote For 1

	TOTAL	VOTE %	
Will Scharf	207	39.96%	<div style="width: 39.96%;"></div>
Andrew Bailey	311	60.04%	<div style="width: 60.04%;"></div>
Total Votes Cast	518	100.00%	<div style="width: 100%;"></div>

REP U.S. Representative--District 4

Vote For 1

	TOTAL	VOTE %	
Mark Alford	511	100.00%	<div style="width: 100%;"></div>
Total Votes Cast	511	100.00%	<div style="width: 100%;"></div>

REP State Senator--District 31

Vote For 1

	TOTAL	VOTE %	
Rick Brattin	214	40.38%	<div style="width: 40.38%;"></div>
Michael Haffner	87	16.42%	<div style="width: 16.42%;"></div>
Dan Houx	229	43.21%	<div style="width: 43.21%;"></div>
Total Votes Cast	530	100.00%	<div style="width: 100%;"></div>

REP State Representative District 54

Vote For 1

	TOTAL	VOTE %	
Brandon Phelps	59	61.46%	<div style="width: 61.46%;"></div>
Matthew Sergent	37	38.54%	<div style="width: 38.54%;"></div>
Total Votes Cast	96	100.00%	<div style="width: 100%;"></div>

REP State Representative District 57

Vote For 1

	TOTAL	VOTE %	
Rodger L. Reedy	405	100.00%	<div style="width: 100%;"></div>
Total Votes Cast	405	100.00%	<div style="width: 100%;"></div>

KnobNoster/ Lowland

REP Circuit Judge-Circuit 17 Division 1

Vote For 1

	TOTAL	VOTE %	
Stacey J. Lett	497	100.00%	<div style="width: 100%;"></div>
Total Votes Cast	497	100.00%	<div style="width: 100%;"></div>

REP County Commissioner Eastern

Vote For 1

	TOTAL	VOTE %	
Rusty Sproat	498	100.00%	<div style="width: 100%;"></div>
Total Votes Cast	498	100.00%	<div style="width: 100%;"></div>

REP Clerk of the Circuit Court

Vote For 1

	TOTAL	VOTE %	
Marcy Anderson	489	100.00%	<div style="width: 100%;"></div>
Total Votes Cast	489	100.00%	<div style="width: 100%;"></div>

REP Sheriff Johnson County

Vote For 1

	TOTAL	VOTE %	
Scott Munsterman	498	100.00%	<div style="width: 100%;"></div>
Total Votes Cast	498	100.00%	<div style="width: 100%;"></div>

REP Assessor Johnson County

Vote For 1

	TOTAL	VOTE %	
George Taylor	484	100.00%	<div style="width: 100%;"></div>
Total Votes Cast	484	100.00%	<div style="width: 100%;"></div>

REP Treasurer Johnson County

Vote For 1

	TOTAL	VOTE %	
Heather Reynolds	496	100.00%	<div style="width: 100%;"></div>
Total Votes Cast	496	100.00%	<div style="width: 100%;"></div>

REP Public Administrator Johnson County

Vote For 1

	TOTAL	VOTE %	
Nancy Jo Jennings	495	100.00%	<div style="width: 100%;"></div>
Total Votes Cast	495	100.00%	<div style="width: 100%;"></div>

REP Coroner Johnson County

Vote For 1

	TOTAL	VOTE %	
Clark Holdren	499	100.00%	<div style="width: 100%;"></div>
Total Votes Cast	499	100.00%	<div style="width: 100%;"></div>

KnobNoster/ Lowland

REP Surveyor Johnson County

Vote For 1

	TOTAL	VOTE %	
John P. Webster	488	100.00%	<div style="width: 100%; height: 10px; background-color: #f0e68c;"></div>
Total Votes Cast	488	100.00%	<div style="width: 100%; height: 10px; background-color: #f0e68c;"></div>

DEM U.S. Senator

Vote For 1

	TOTAL	VOTE %	
Karla May	32	24.06%	<div style="width: 24.06%; height: 10px; background-color: #f0e68c;"></div>
December L. Harmon	9	6.77%	<div style="width: 6.77%; height: 10px; background-color: #f0e68c;"></div>
Lucas Kunce	82	61.65%	<div style="width: 61.65%; height: 10px; background-color: #f0e68c;"></div>
Mita Biswas	10	7.52%	<div style="width: 7.52%; height: 10px; background-color: #f0e68c;"></div>
Total Votes Cast	133	100.00%	<div style="width: 100%; height: 10px; background-color: #f0e68c;"></div>

DEM Governor

Vote For 1

	TOTAL	VOTE %	
Eric Morrison	16	12.12%	<div style="width: 12.12%; height: 10px; background-color: #f0e68c;"></div>
Crystal Quade	55	41.67%	<div style="width: 41.67%; height: 10px; background-color: #f0e68c;"></div>
Sheryl Gladney	14	10.61%	<div style="width: 10.61%; height: 10px; background-color: #f0e68c;"></div>
Hollis L Laster	2	1.52%	<div style="width: 1.52%; height: 10px; background-color: #f0e68c;"></div>
Mike Hamra	45	34.09%	<div style="width: 34.09%; height: 10px; background-color: #f0e68c;"></div>
Total Votes Cast	132	100.00%	<div style="width: 100%; height: 10px; background-color: #f0e68c;"></div>

DEM Lieutenant Governor

Vote For 1

	TOTAL	VOTE %	
Richard Brown	64	48.86%	<div style="width: 48.86%; height: 10px; background-color: #f0e68c;"></div>
Anastasia Syes	67	51.14%	<div style="width: 51.14%; height: 10px; background-color: #f0e68c;"></div>
Total Votes Cast	131	100.00%	<div style="width: 100%; height: 10px; background-color: #f0e68c;"></div>

DEM Secretary of State

Vote For 1

	TOTAL	VOTE %	
Monique Williams	63	48.09%	<div style="width: 48.09%; height: 10px; background-color: #f0e68c;"></div>
Barbara Phiifer	36	27.48%	<div style="width: 27.48%; height: 10px; background-color: #f0e68c;"></div>
Haley Jacobson	32	24.43%	<div style="width: 24.43%; height: 10px; background-color: #f0e68c;"></div>
Total Votes Cast	131	100.00%	<div style="width: 100%; height: 10px; background-color: #f0e68c;"></div>

DEM State Treasurer

Vote For 1

	TOTAL	VOTE %	
Mark Osmack	121	100.00%	<div style="width: 100%; height: 10px; background-color: #f0e68c;"></div>
Total Votes Cast	121	100.00%	<div style="width: 100%; height: 10px; background-color: #f0e68c;"></div>

KnobNoster/ Lowland

DEM Attorney General

Vote For 1

	TOTAL	VOTE %	
Elad Jonathan Gross	120	100.00%	<div style="width: 100%; height: 10px; background-color: #f0e68c;"></div>
Total Votes Cast	120	100.00%	<div style="width: 100%; height: 10px; background-color: #f0e68c;"></div>

DEM U.S. Representative--District 4

Vote For 1

	TOTAL	VOTE %	
Jeanette Cass	77	59.23%	<div style="width: 59.23%; height: 10px; background-color: #f0e68c;"></div>
Mike McCaffree	53	40.77%	<div style="width: 40.77%; height: 10px; background-color: #d3d3d3;"></div>
Total Votes Cast	130	100.00%	<div style="width: 100%; height: 10px; background-color: #f0e68c;"></div>

DEM State Senator--District 31

Vote For 1

	TOTAL	VOTE %	
Raymond L. James	124	100.00%	<div style="width: 100%; height: 10px; background-color: #f0e68c;"></div>
Total Votes Cast	124	100.00%	<div style="width: 100%; height: 10px; background-color: #f0e68c;"></div>

DEM State Representative District 54

Vote For 1

	TOTAL	VOTE %	
Eric Stevens	13	100.00%	<div style="width: 100%; height: 10px; background-color: #f0e68c;"></div>
Total Votes Cast	13	100.00%	<div style="width: 100%; height: 10px; background-color: #f0e68c;"></div>

DEM State Representative District 57

Vote For 1

	TOTAL	VOTE %	
Michael D. Walbom	107	100.00%	<div style="width: 100%; height: 10px; background-color: #f0e68c;"></div>
Total Votes Cast	107	100.00%	<div style="width: 100%; height: 10px; background-color: #f0e68c;"></div>

LIB U.S. Senator

Vote For 1

	TOTAL	VOTE %	
W.C. Young	1	100.00%	<div style="width: 100%; height: 10px; background-color: #f0e68c;"></div>
Total Votes Cast	1	100.00%	<div style="width: 100%; height: 10px; background-color: #f0e68c;"></div>

LIB Governor

Vote For 1

	TOTAL	VOTE %	
Bill Slantz	1	100.00%	<div style="width: 100%; height: 10px; background-color: #f0e68c;"></div>
Total Votes Cast	1	100.00%	<div style="width: 100%; height: 10px; background-color: #f0e68c;"></div>

KnobNoster/ Lowland

LIB Lieutenant Governor

Vote For 1

	TOTAL	VOTE %	
Ken Iverson	1	100.00%	<div style="width: 100%;"><div style="width: 100%;"></div></div>
Total Votes Cast	1	100.00%	<div style="width: 100%;"><div style="width: 100%;"></div></div>

LIB Secretary of State

Vote For 1

	TOTAL	VOTE %	
Carl Herman Freese	1	100.00%	<div style="width: 100%;"><div style="width: 100%;"></div></div>
Total Votes Cast	1	100.00%	<div style="width: 100%;"><div style="width: 100%;"></div></div>

LIB State Treasurer

Vote For 1

	TOTAL	VOTE %	
John A. Hartwig, Jr.	1	100.00%	<div style="width: 100%;"><div style="width: 100%;"></div></div>
Total Votes Cast	1	100.00%	<div style="width: 100%;"><div style="width: 100%;"></div></div>

LIB Attorney General

Vote For 1

	TOTAL	VOTE %	
Ryan L. Munro	1	100.00%	<div style="width: 100%;"><div style="width: 100%;"></div></div>
Total Votes Cast	1	100.00%	<div style="width: 100%;"><div style="width: 100%;"></div></div>

LIB U.S. Representative--District 4

Vote For 1

	TOTAL	VOTE %	
Thomas Holbrook	1	100.00%	<div style="width: 100%;"><div style="width: 100%;"></div></div>
Total Votes Cast	1	100.00%	<div style="width: 100%;"><div style="width: 100%;"></div></div>

Concordia Fire Protection District Bond Issue

Vote For 1

	TOTAL	VOTE %	
YES	11	78.57%	<div style="width: 100%;"><div style="width: 78.57%;"></div></div>
NO	3	21.43%	<div style="width: 100%;"><div style="width: 21.43%;"></div></div>
Total Votes Cast	14	100.00%	<div style="width: 100%;"><div style="width: 100%;"></div></div>

County of Johnson Sales Tax Question




Vote For 1

	TOTAL	VOTE %	
YES	409	60.50%	<div style="width: 100%;"><div style="width: 60.50%;"></div></div>
NO	267	39.50%	<div style="width: 100%;"><div style="width: 39.50%;"></div></div>
Total Votes Cast	676	100.00%	<div style="width: 100%;"><div style="width: 100%;"></div></div>

KnobNoster/ Lowland




State of Missouri Constitutional Amendment No. 1

Vote For 1

	TOTAL	VOTE %	
YES	319	47.40%	
NO	354	52.60%	
Total Votes Cast	673	100.00%	

State of Missouri Constitutional Amendment No. 4

Vote For 1

	TOTAL	VOTE %	
YES	386	57.36%	
NO	287	42.64%	
Total Votes Cast	673	100.00%	

Centerview/Columbus

Statistics	TOTAL
Registered Voters - Total	2,097
Ballots Cast - Total	551
Voter Turnout - Total	26.28%

REP U.S. Senator Vote For 1

	TOTAL	VOTE %	
Josh Hawley	425	100.00%	<div style="width: 100%; height: 10px; background-color: #ffc107;"></div>
Total Votes Cast	425	100.00%	<div style="width: 100%; height: 10px; background-color: #ffc107;"></div>

REP Governor Vote For 1

	TOTAL	VOTE %	
Darrell Leon McClanahan III	2	0.44%	<div style="width: 0.44%; height: 10px; background-color: #ffc107;"></div>
Jeremy Gundel	2	0.44%	<div style="width: 0.44%; height: 10px; background-color: #ffc107;"></div>
Bill Eigel	202	44.40%	<div style="width: 44.40%; height: 10px; background-color: #ffc107;"></div>
Robert James Olson	3	0.66%	<div style="width: 0.66%; height: 10px; background-color: #ffc107;"></div>
John R. (Jay) Ashcroft	81	17.80%	<div style="width: 17.80%; height: 10px; background-color: #ffc107;"></div>
Mike Kehoe	155	34.07%	<div style="width: 34.07%; height: 10px; background-color: #ffc107;"></div>
Chris Wright	5	1.10%	<div style="width: 1.10%; height: 10px; background-color: #ffc107;"></div>
Darren L Grant	0	0.00%	<div style="width: 0.00%; height: 10px; background-color: #ffc107;"></div>
Amber Thomsen	5	1.10%	<div style="width: 1.10%; height: 10px; background-color: #ffc107;"></div>
Total Votes Cast	455	100.00%	<div style="width: 100%; height: 10px; background-color: #ffc107;"></div>

REP Lieutenant Governor Vote For 1

	TOTAL	VOTE %	
Holly Rehder	87	19.77%	<div style="width: 19.77%; height: 10px; background-color: #ffc107;"></div>
Dave Wasinger	73	16.59%	<div style="width: 16.59%; height: 10px; background-color: #ffc107;"></div>
Lincoln Hough	146	33.18%	<div style="width: 33.18%; height: 10px; background-color: #ffc107;"></div>
Paul Berry III	5	1.14%	<div style="width: 1.14%; height: 10px; background-color: #ffc107;"></div>
Tim Baker	118	26.82%	<div style="width: 26.82%; height: 10px; background-color: #ffc107;"></div>
Matthew E. Porter	11	2.50%	<div style="width: 2.50%; height: 10px; background-color: #ffc107;"></div>
Total Votes Cast	440	100.00%	<div style="width: 100%; height: 10px; background-color: #ffc107;"></div>

REP Secretary of State Vote For 1

	TOTAL	VOTE %	
Valentina Gomez	20	4.48%	<div style="width: 4.48%; height: 10px; background-color: #ffc107;"></div>
Shane Schoeller	26	5.83%	<div style="width: 5.83%; height: 10px; background-color: #ffc107;"></div>
Denny Hoskins	310	69.51%	<div style="width: 69.51%; height: 10px; background-color: #ffc107;"></div>
Adam J. Schwadron	3	0.67%	<div style="width: 0.67%; height: 10px; background-color: #ffc107;"></div>
Jamie Corley	26	5.83%	<div style="width: 5.83%; height: 10px; background-color: #ffc107;"></div>
Dean Plocher	32	7.17%	<div style="width: 7.17%; height: 10px; background-color: #ffc107;"></div>
Mary Elizabeth Coleman	12	2.69%	<div style="width: 2.69%; height: 10px; background-color: #ffc107;"></div>
Mike Carter	17	3.81%	<div style="width: 3.81%; height: 10px; background-color: #ffc107;"></div>
Total Votes Cast	446	100.00%	<div style="width: 100%; height: 10px; background-color: #ffc107;"></div>

Centerview/Columbus

REP State Treasurer

Vote For 1

	TOTAL	VOTE %	
Cody Smith	31	7.05%	<div style="width: 7.05%;"></div>
Andrew Koenig	53	12.05%	<div style="width: 12.05%;"></div>
Lori Rook	191	43.41%	<div style="width: 43.41%;"></div>
Vivek Malek	155	35.23%	<div style="width: 35.23%;"></div>
Tina Goodrick	8	1.82%	<div style="width: 1.82%;"></div>
Karan Pujji	2	0.45%	<div style="width: 0.45%;"></div>
Total Votes Cast	440	100.00%	<div style="width: 100%;"></div>

REP Attorney General

Vote For 1

	TOTAL	VOTE %	
Will Scharf	214	48.31%	<div style="width: 48.31%;"></div>
Andrew Bailey	229	51.69%	<div style="width: 51.69%;"></div>
Total Votes Cast	443	100.00%	<div style="width: 100%;"></div>

REP U.S. Representative--District 4

Vote For 1

	TOTAL	VOTE %	
Mark Alford	430	100.00%	<div style="width: 100%;"></div>
Total Votes Cast	430	100.00%	<div style="width: 100%;"></div>

REP State Senator--District 31

Vote For 1

	TOTAL	VOTE %	
Rick Brattin	187	41.37%	<div style="width: 41.37%;"></div>
Michael Haffner	36	7.96%	<div style="width: 7.96%;"></div>
Dan Houx	229	50.66%	<div style="width: 50.66%;"></div>
Total Votes Cast	452	100.00%	<div style="width: 100%;"></div>

REP State Representative District 54

Vote For 1

	TOTAL	VOTE %	
Brandon Phelps	221	49.22%	<div style="width: 49.22%;"></div>
Matthew Sergent	228	50.78%	<div style="width: 50.78%;"></div>
Total Votes Cast	449	100.00%	<div style="width: 100%;"></div>

REP Circuit Judge-Circuit 17 Division 1

Vote For 1

	TOTAL	VOTE %	
Stacey J. Lett	386	100.00%	<div style="width: 100%;"></div>
Total Votes Cast	386	100.00%	<div style="width: 100%;"></div>

Centerview/Columbus

REP County Commissioner Western

Vote For 1

	TOTAL	VOTE %	
Charlie Kavanaugh	206	46.19%	<div style="width: 46.19%;"><div style="width: 46.19%;"></div></div>
Jerry Ellis	240	53.81%	<div style="width: 53.81%;"><div style="width: 53.81%;"></div></div>
Total Votes Cast	446	100.00%	<div style="width: 100%;"><div style="width: 100%;"></div></div>

REP Clerk of the Circuit Court

Vote For 1

	TOTAL	VOTE %	
Marcy Anderson	402	100.00%	<div style="width: 100%;"><div style="width: 100%;"></div></div>
Total Votes Cast	402	100.00%	<div style="width: 100%;"><div style="width: 100%;"></div></div>

REP Sheriff Johnson County

Vote For 1

	TOTAL	VOTE %	
Scott Munsterman	412	100.00%	<div style="width: 100%;"><div style="width: 100%;"></div></div>
Total Votes Cast	412	100.00%	<div style="width: 100%;"><div style="width: 100%;"></div></div>

REP Assessor Johnson County

Vote For 1

	TOTAL	VOTE %	
George Taylor	408	100.00%	<div style="width: 100%;"><div style="width: 100%;"></div></div>
Total Votes Cast	408	100.00%	<div style="width: 100%;"><div style="width: 100%;"></div></div>

REP Treasurer Johnson County

Vote For 1

	TOTAL	VOTE %	
Heather Reynolds	412	100.00%	<div style="width: 100%;"><div style="width: 100%;"></div></div>
Total Votes Cast	412	100.00%	<div style="width: 100%;"><div style="width: 100%;"></div></div>

REP Public Administrator Johnson County

Vote For 1

	TOTAL	VOTE %	
Nancy Jo Jennings	405	100.00%	<div style="width: 100%;"><div style="width: 100%;"></div></div>
Total Votes Cast	405	100.00%	<div style="width: 100%;"><div style="width: 100%;"></div></div>

REP Coroner Johnson County

Vote For 1

	TOTAL	VOTE %	
Clark Holdren	411	100.00%	<div style="width: 100%;"><div style="width: 100%;"></div></div>
Total Votes Cast	411	100.00%	<div style="width: 100%;"><div style="width: 100%;"></div></div>

Centerview/Columbus

REP Surveyor Johnson County

Vote For 1

	TOTAL	VOTE %	
John P. Webster	401	100.00%	<div style="width: 100%; height: 10px; background-color: #f0e68c;"></div>
Total Votes Cast	401	100.00%	<div style="width: 100%; height: 10px; background-color: #f0e68c;"></div>

REP Township Committeeman Centerview

Vote For 1

	TOTAL	VOTE %	
Dennis Boling	144	58.78%	<div style="width: 58.78%; height: 10px; background-color: #f0e68c;"></div>
Rodney E. Rehkop	98	40.00%	<div style="width: 40.00%; height: 10px; background-color: #f0e68c;"></div>
Write-In Totals	3	1.22%	<div style="width: 1.22%; height: 10px; background-color: #f0e68c;"></div>
Total Votes Cast	245	100.00%	<div style="width: 100%; height: 10px; background-color: #f0e68c;"></div>

REP Township Committeewoman Centerview

Vote For 1

	TOTAL	VOTE %	
Lisa Boling	107	43.85%	<div style="width: 43.85%; height: 10px; background-color: #f0e68c;"></div>
Kayla Rehkop	134	54.92%	<div style="width: 54.92%; height: 10px; background-color: #f0e68c;"></div>
Write-In Totals	3	1.23%	<div style="width: 1.23%; height: 10px; background-color: #f0e68c;"></div>
Total Votes Cast	244	100.00%	<div style="width: 100%; height: 10px; background-color: #f0e68c;"></div>

REP Township Committeewoman Columbus

Vote For 1

	TOTAL	VOTE %	
Gale Matthews	82	48.81%	<div style="width: 48.81%; height: 10px; background-color: #f0e68c;"></div>
Rachel Gifford	86	51.19%	<div style="width: 51.19%; height: 10px; background-color: #f0e68c;"></div>
Write-In Totals	0	0.00%	<div style="width: 0.00%; height: 10px; background-color: #f0e68c;"></div>
Total Votes Cast	168	100.00%	<div style="width: 100%; height: 10px; background-color: #f0e68c;"></div>

DEM U.S. Senator

Vote For 1

	TOTAL	VOTE %	
Karla May	15	18.29%	<div style="width: 18.29%; height: 10px; background-color: #f0e68c;"></div>
December L. Harmon	4	4.88%	<div style="width: 4.88%; height: 10px; background-color: #f0e68c;"></div>
Lucas Kunce	61	74.39%	<div style="width: 74.39%; height: 10px; background-color: #f0e68c;"></div>
Mita Biswas	2	2.44%	<div style="width: 2.44%; height: 10px; background-color: #f0e68c;"></div>
Total Votes Cast	82	100.00%	<div style="width: 100%; height: 10px; background-color: #f0e68c;"></div>

Centerview/Columbus

DEM Governor

Vote For 1

	TOTAL	VOTE %	
Eric Morrison	10	12.05%	
Crystal Quade	31	37.35%	
Sheryl Gladney	4	4.82%	
Hollis L Laster	4	4.82%	
Mike Hamra	34	40.96%	
Total Votes Cast	83	100.00%	

DEM Lieutenant Governor

Vote For 1

	TOTAL	VOTE %	
Richard Brown	50	62.50%	
Anastasia Syes	30	37.50%	
Total Votes Cast	80	100.00%	

DEM Secretary of State

Vote For 1

	TOTAL	VOTE %	
Monique Williams	19	24.36%	
Barbara Phifer	34	43.59%	
Haley Jacobson	25	32.05%	
Total Votes Cast	78	100.00%	

DEM State Treasurer

Vote For 1

	TOTAL	VOTE %	
Mark Osmack	77	100.00%	
Total Votes Cast	77	100.00%	

DEM Attorney General

Vote For 1

	TOTAL	VOTE %	
Elad Jonathan Gross	76	100.00%	
Total Votes Cast	76	100.00%	

DEM U.S. Representative--District 4

Vote For 1

	TOTAL	VOTE %	
Jeanette Cass	45	56.96%	
Mike McCaffree	34	43.04%	
Total Votes Cast	79	100.00%	

Centerview/Columbus

DEM State Senator--District 31

Vote For 1		TOTAL	VOTE %
Raymond L. James		74	100.00%
Total Votes Cast		74	100.00%

DEM State Representative District 54

Vote For 1		TOTAL	VOTE %
Eric Stevens		74	100.00%
Total Votes Cast		74	100.00%

LIB U.S. Senator

Vote For 1		TOTAL	VOTE %
W.C. Young		0	
Total Votes Cast		0	

LIB Governor

Vote For 1		TOTAL	VOTE %
Bill Slantz		0	
Total Votes Cast		0	

LIB Lieutenant Governor

Vote For 1		TOTAL	VOTE %
Ken Iverson		0	
Total Votes Cast		0	

LIB Secretary of State

Vote For 1		TOTAL	VOTE %
Carl Herman Freese		0	
Total Votes Cast		0	

LIB State Treasurer

Vote For 1		TOTAL	VOTE %
John A. Hartwig, Jr.		0	
Total Votes Cast		0	

LIB Attorney General



Vote For 1		TOTAL	VOTE %
Ryan L. Munro		0	
Total Votes Cast		0	

Centerview/Columbus




LIB U.S. Representative--District 4

	TOTAL	VOTE %
Thomas Holbrook	0	
Total Votes Cast	0	


Holden R-III School District Proposition K.I.T.S.

	TOTAL	VOTE %
YES	14	46.67% 
NO	16	53.33% 
Total Votes Cast	30	100.00% 



County of Johnson Sales Tax Question

	TOTAL	VOTE %
YES	350	65.06% 
NO	188	34.94% 
Total Votes Cast	538	100.00% 

State of Missouri Constitutional Amendment No. 1

	TOTAL	VOTE %
YES	230	42.83% 
NO	307	57.17% 
Total Votes Cast	537	100.00% 

State of Missouri Constitutional Amendment No. 4

	TOTAL	VOTE %
YES	302	56.77% 
NO	230	43.23% 
Total Votes Cast	532	100.00% 

Chilhowee

Statistics TOTAL

Registered Voters - Total	798
Ballots Cast - Total	246
Voter Turnout - Total	30.83%

REP U.S. Senator

Vote For 1

	TOTAL	VOTE %	
Josh Hawley	188	100.00%	<div style="width: 100%; height: 10px; background-color: #ffc107;"></div>
Total Votes Cast	188	100.00%	<div style="width: 100%; height: 10px; background-color: #ffc107;"></div>

REP Governor

Vote For 1

	TOTAL	VOTE %	
Darrell Leon McClanahan III	3	1.46%	<div style="width: 1.46%; height: 10px; background-color: #ffc107;"></div>
Jeremy Gundel	1	0.49%	<div style="width: 0.49%; height: 10px; background-color: #ffc107;"></div>
Bill Eigel	97	47.09%	<div style="width: 47.09%; height: 10px; background-color: #ffc107;"></div>
Robert James Olson	0	0.00%	<div style="width: 0.00%; height: 10px; background-color: #ffc107;"></div>
John R. (Jay) Ashcroft	31	15.05%	<div style="width: 15.05%; height: 10px; background-color: #ffc107;"></div>
Mike Kehoe	69	33.50%	<div style="width: 33.50%; height: 10px; background-color: #ffc107;"></div>
Chris Wright	1	0.49%	<div style="width: 0.49%; height: 10px; background-color: #ffc107;"></div>
Darren L Grant	1	0.49%	<div style="width: 0.49%; height: 10px; background-color: #ffc107;"></div>
Amber Thomsen	3	1.46%	<div style="width: 1.46%; height: 10px; background-color: #ffc107;"></div>
Total Votes Cast	206	100.00%	<div style="width: 100%; height: 10px; background-color: #ffc107;"></div>

REP Lieutenant Governor

Vote For 1

	TOTAL	VOTE %	
Holly Rehder	42	20.90%	<div style="width: 20.90%; height: 10px; background-color: #ffc107;"></div>
Dave Wasinger	25	12.44%	<div style="width: 12.44%; height: 10px; background-color: #ffc107;"></div>
Lincoln Hough	70	34.83%	<div style="width: 34.83%; height: 10px; background-color: #ffc107;"></div>
Paul Berry III	3	1.49%	<div style="width: 1.49%; height: 10px; background-color: #ffc107;"></div>
Tim Baker	49	24.38%	<div style="width: 24.38%; height: 10px; background-color: #ffc107;"></div>
Matthew E. Porter	12	5.97%	<div style="width: 5.97%; height: 10px; background-color: #ffc107;"></div>
Total Votes Cast	201	100.00%	<div style="width: 100%; height: 10px; background-color: #ffc107;"></div>

REP Secretary of State

Vote For 1

	TOTAL	VOTE %	
Valentina Gomez	5	2.48%	<div style="width: 2.48%; height: 10px; background-color: #ffc107;"></div>
Shane Schoeller	17	8.42%	<div style="width: 8.42%; height: 10px; background-color: #ffc107;"></div>
Denny Hoskins	137	67.82%	<div style="width: 67.82%; height: 10px; background-color: #ffc107;"></div>
Adam J. Schwadron	6	2.97%	<div style="width: 2.97%; height: 10px; background-color: #ffc107;"></div>
Jamie Corley	9	4.46%	<div style="width: 4.46%; height: 10px; background-color: #ffc107;"></div>
Dean Plocher	6	2.97%	<div style="width: 2.97%; height: 10px; background-color: #ffc107;"></div>
Mary Elizabeth Coleman	7	3.47%	<div style="width: 3.47%; height: 10px; background-color: #ffc107;"></div>
Mike Carter	15	7.43%	<div style="width: 7.43%; height: 10px; background-color: #ffc107;"></div>
Total Votes Cast	202	100.00%	<div style="width: 100%; height: 10px; background-color: #ffc107;"></div>

Chilhowee

REP State Treasurer

Vote For 1

	TOTAL	VOTE %	
Cody Smith	19	9.31%	<div style="width: 9.31%;"></div>
Andrew Koenig	32	15.69%	<div style="width: 15.69%;"></div>
Lori Rook	78	38.24%	<div style="width: 38.24%;"></div>
Vivek Malek	67	32.84%	<div style="width: 32.84%;"></div>
Tina Goodrick	6	2.94%	<div style="width: 2.94%;"></div>
Karan Pujji	2	0.98%	<div style="width: 0.98%;"></div>
Total Votes Cast	204	100.00%	<div style="width: 100%;"></div>

REP Attorney General

Vote For 1

	TOTAL	VOTE %	
Will Scharf	83	41.71%	<div style="width: 41.71%;"></div>
Andrew Bailey	116	58.29%	<div style="width: 58.29%;"></div>
Total Votes Cast	199	100.00%	<div style="width: 100%;"></div>

REP U.S. Representative--District 4

Vote For 1

	TOTAL	VOTE %	
Mark Alford	189	100.00%	<div style="width: 100%;"></div>
Total Votes Cast	189	100.00%	<div style="width: 100%;"></div>

REP State Senator--District 31

Vote For 1

	TOTAL	VOTE %	
Rick Brattin	86	43.00%	<div style="width: 43.00%;"></div>
Michael Haffner	16	8.00%	<div style="width: 8.00%;"></div>
Dan Houx	98	49.00%	<div style="width: 49.00%;"></div>
Total Votes Cast	200	100.00%	<div style="width: 100%;"></div>

REP State Representative District 57

Vote For 1

	TOTAL	VOTE %	
Rodger L. Reedy	186	100.00%	<div style="width: 100%;"></div>
Total Votes Cast	186	100.00%	<div style="width: 100%;"></div>

REP Circuit Judge-Circuit 17 Division 1

Vote For 1

	TOTAL	VOTE %	
Stacey J. Lett	181	100.00%	<div style="width: 100%;"></div>
Total Votes Cast	181	100.00%	<div style="width: 100%;"></div>

Chilhowee

REP County Commissioner Western

Vote For 1

	TOTAL	VOTE %	
Charlie Kavanaugh	100	49.75%	<div style="width: 49.75%;"><div style="width: 49.75%;"></div></div>
Jerry Ellis	101	50.25%	<div style="width: 50.25%;"><div style="width: 50.25%;"></div></div>
Total Votes Cast	201	100.00%	<div style="width: 100%;"><div style="width: 100%;"></div></div>

REP Clerk of the Circuit Court

Vote For 1

	TOTAL	VOTE %	
Marcy Anderson	177	100.00%	<div style="width: 100%;"><div style="width: 100%;"></div></div>
Total Votes Cast	177	100.00%	<div style="width: 100%;"><div style="width: 100%;"></div></div>

REP Sheriff Johnson County

Vote For 1

	TOTAL	VOTE %	
Scott Munsterman	188	100.00%	<div style="width: 100%;"><div style="width: 100%;"></div></div>
Total Votes Cast	188	100.00%	<div style="width: 100%;"><div style="width: 100%;"></div></div>

REP Assessor Johnson County

Vote For 1

	TOTAL	VOTE %	
George Taylor	183	100.00%	<div style="width: 100%;"><div style="width: 100%;"></div></div>
Total Votes Cast	183	100.00%	<div style="width: 100%;"><div style="width: 100%;"></div></div>

REP Treasurer Johnson County

Vote For 1

	TOTAL	VOTE %	
Heather Reynolds	186	100.00%	<div style="width: 100%;"><div style="width: 100%;"></div></div>
Total Votes Cast	186	100.00%	<div style="width: 100%;"><div style="width: 100%;"></div></div>

REP Public Administrator Johnson County

Vote For 1

	TOTAL	VOTE %	
Nancy Jo Jennings	183	100.00%	<div style="width: 100%;"><div style="width: 100%;"></div></div>
Total Votes Cast	183	100.00%	<div style="width: 100%;"><div style="width: 100%;"></div></div>

REP Coroner Johnson County

Vote For 1

	TOTAL	VOTE %	
Clark Holdren	185	100.00%	<div style="width: 100%;"><div style="width: 100%;"></div></div>
Total Votes Cast	185	100.00%	<div style="width: 100%;"><div style="width: 100%;"></div></div>

Chilhowee

REP Surveyor Johnson County

Vote For 1

	TOTAL	VOTE %	
John P. Webster	183	100.00%	<div style="width: 100%;"><div style="width: 100%;"></div></div>
Total Votes Cast	183	100.00%	<div style="width: 100%;"><div style="width: 100%;"></div></div>

DEM U.S. Senator

Vote For 1

	TOTAL	VOTE %	
Karla May	7	20.59%	<div style="width: 20.59%;"><div style="width: 20.59%;"></div></div>
December L. Harmon	7	20.59%	<div style="width: 20.59%;"><div style="width: 20.59%;"></div></div>
Lucas Kunce	19	55.88%	<div style="width: 55.88%;"><div style="width: 55.88%;"></div></div>
Mita Biswas	1	2.94%	<div style="width: 2.94%;"><div style="width: 2.94%;"></div></div>
Total Votes Cast	34	100.00%	<div style="width: 100%;"><div style="width: 100%;"></div></div>

DEM Governor

Vote For 1

	TOTAL	VOTE %	
Eric Morrison	5	13.89%	<div style="width: 13.89%;"><div style="width: 13.89%;"></div></div>
Crystal Quade	8	22.22%	<div style="width: 22.22%;"><div style="width: 22.22%;"></div></div>
Sheryl Gladney	1	2.78%	<div style="width: 2.78%;"><div style="width: 2.78%;"></div></div>
Hollis L Laster	0	0.00%	<div style="width: 0%;"><div style="width: 0%;"></div></div>
Mike Hamra	22	61.11%	<div style="width: 61.11%;"><div style="width: 61.11%;"></div></div>
Total Votes Cast	36	100.00%	<div style="width: 100%;"><div style="width: 100%;"></div></div>

DEM Lieutenant Governor

Vote For 1

	TOTAL	VOTE %	
Richard Brown	23	67.65%	<div style="width: 67.65%;"><div style="width: 67.65%;"></div></div>
Anastasia Syes	11	32.35%	<div style="width: 32.35%;"><div style="width: 32.35%;"></div></div>
Total Votes Cast	34	100.00%	<div style="width: 100%;"><div style="width: 100%;"></div></div>

DEM Secretary of State

Vote For 1

	TOTAL	VOTE %	
Monique Williams	13	38.24%	<div style="width: 38.24%;"><div style="width: 38.24%;"></div></div>
Barbara Phiifer	12	35.29%	<div style="width: 35.29%;"><div style="width: 35.29%;"></div></div>
Haley Jacobson	9	26.47%	<div style="width: 26.47%;"><div style="width: 26.47%;"></div></div>
Total Votes Cast	34	100.00%	<div style="width: 100%;"><div style="width: 100%;"></div></div>

DEM State Treasurer

Vote For 1

	TOTAL	VOTE %	
Mark Osmack	34	100.00%	<div style="width: 100%;"><div style="width: 100%;"></div></div>
Total Votes Cast	34	100.00%	<div style="width: 100%;"><div style="width: 100%;"></div></div>

Chilhowee

DEM Attorney General

Vote For 1

	TOTAL	VOTE %	
Elad Jonathan Gross	33	100.00%	<div style="width: 100%; height: 10px; background-color: #ffc107;"></div>
Total Votes Cast	33	100.00%	<div style="width: 100%; height: 10px; background-color: #ffc107;"></div>

DEM U.S. Representative--District 4

Vote For 1

	TOTAL	VOTE %	
Jeanette Cass	18	52.94%	<div style="width: 52.94%; height: 10px; background-color: #ffc107;"></div>
Mike McCaffree	16	47.06%	<div style="width: 47.06%; height: 10px; background-color: #6c757d;"></div>
Total Votes Cast	34	100.00%	<div style="width: 100%; height: 10px; background-color: #ffc107;"></div>

DEM State Senator--District 31

Vote For 1

	TOTAL	VOTE %	
Raymond L. James	34	100.00%	<div style="width: 100%; height: 10px; background-color: #ffc107;"></div>
Total Votes Cast	34	100.00%	<div style="width: 100%; height: 10px; background-color: #ffc107;"></div>

DEM State Representative District 57

Vote For 1

	TOTAL	VOTE %	
Michael D. Walbom	34	100.00%	<div style="width: 100%; height: 10px; background-color: #ffc107;"></div>
Total Votes Cast	34	100.00%	<div style="width: 100%; height: 10px; background-color: #ffc107;"></div>

LIB U.S. Senator

Vote For 1

	TOTAL	VOTE %	
W.C. Young	1	100.00%	<div style="width: 100%; height: 10px; background-color: #ffc107;"></div>
Total Votes Cast	1	100.00%	<div style="width: 100%; height: 10px; background-color: #ffc107;"></div>

LIB Governor

Vote For 1

	TOTAL	VOTE %	
Bill Slantz	1	100.00%	<div style="width: 100%; height: 10px; background-color: #ffc107;"></div>
Total Votes Cast	1	100.00%	<div style="width: 100%; height: 10px; background-color: #ffc107;"></div>

LIB Lieutenant Governor

Vote For 1

	TOTAL	VOTE %	
Ken Iverson	1	100.00%	<div style="width: 100%; height: 10px; background-color: #ffc107;"></div>
Total Votes Cast	1	100.00%	<div style="width: 100%; height: 10px; background-color: #ffc107;"></div>

Chilhowee

LIB Secretary of State

Vote For 1

	TOTAL	VOTE %	
Carl Herman Freese	1	100.00%	<div style="width: 100%;"><div style="width: 100%;"></div></div>
Total Votes Cast	1	100.00%	<div style="width: 100%;"><div style="width: 100%;"></div></div>

LIB State Treasurer

Vote For 1

	TOTAL	VOTE %	
John A. Hartwig, Jr.	1	100.00%	<div style="width: 100%;"><div style="width: 100%;"></div></div>
Total Votes Cast	1	100.00%	<div style="width: 100%;"><div style="width: 100%;"></div></div>

LIB Attorney General

Vote For 1

	TOTAL	VOTE %	
Ryan L. Munro	1	100.00%	<div style="width: 100%;"><div style="width: 100%;"></div></div>
Total Votes Cast	1	100.00%	<div style="width: 100%;"><div style="width: 100%;"></div></div>

LIB U.S. Representative--District 4

Vote For 1

	TOTAL	VOTE %	
Thomas Holbrook	1	100.00%	<div style="width: 100%;"><div style="width: 100%;"></div></div>
Total Votes Cast	1	100.00%	<div style="width: 100%;"><div style="width: 100%;"></div></div>

Holden R-III School District Proposition K.I.T.S.

Vote For 1

	TOTAL	VOTE %	
YES	29	50.00%	<div style="width: 100%;"><div style="width: 50%;"></div></div>
NO	29	50.00%	<div style="width: 100%;"><div style="width: 50%;"></div></div>
Total Votes Cast	58	100.00%	<div style="width: 100%;"><div style="width: 100%;"></div></div>

County of Johnson Sales Tax Question

Vote For 1

	TOTAL	VOTE %	
YES	138	57.26%	<div style="width: 100%;"><div style="width: 57.26%;"></div></div>
NO	103	42.74%	<div style="width: 100%;"><div style="width: 42.74%;"></div></div>
Total Votes Cast	241	100.00%	<div style="width: 100%;"><div style="width: 100%;"></div></div>

State of Missouri Constitutional Amendment No. 1




Vote For 1

	TOTAL	VOTE %	
YES	105	43.57%	<div style="width: 100%;"><div style="width: 43.57%;"></div></div>
NO	136	56.43%	<div style="width: 100%;"><div style="width: 56.43%;"></div></div>
Total Votes Cast	241	100.00%	<div style="width: 100%;"><div style="width: 100%;"></div></div>

Chilhowee

State of Missouri Constitutional Amendment No. 4

Vote For 1

	TOTAL	VOTE %	
YES	141	58.02%	
NO	102	41.98%	
Total Votes Cast	243	100.00%	

Post Oak/ Jefferson

Statistics TOTAL

Registered Voters - Total	1,806
Ballots Cast - Total	435
Voter Turnout - Total	24.09%

REP U.S. Senator

Vote For 1

	TOTAL	VOTE %	
Josh Hawley	318	100.00%	<div style="width: 100%; height: 10px; background-color: #f0e68c;"></div>
Total Votes Cast	318	100.00%	<div style="width: 100%; height: 10px; background-color: #f0e68c;"></div>

REP Governor

Vote For 1

	TOTAL	VOTE %	
Darrell Leon McClanahan III	0	0.00%	<div style="width: 0%; height: 10px; background-color: #d3d3d3;"></div>
Jeremy Gundel	2	0.58%	<div style="width: 0.58%; height: 10px; background-color: #d3d3d3;"></div>
Bill Eigel	146	42.44%	<div style="width: 42.44%; height: 10px; background-color: #f0e68c;"></div>
Robert James Olson	1	0.29%	<div style="width: 0.29%; height: 10px; background-color: #d3d3d3;"></div>
John R. (Jay) Ashcroft	50	14.53%	<div style="width: 14.53%; height: 10px; background-color: #d3d3d3;"></div>
Mike Kehoe	136	39.53%	<div style="width: 39.53%; height: 10px; background-color: #f0e68c;"></div>
Chris Wright	1	0.29%	<div style="width: 0.29%; height: 10px; background-color: #d3d3d3;"></div>
Darren L Grant	2	0.58%	<div style="width: 0.58%; height: 10px; background-color: #d3d3d3;"></div>
Amber Thomsen	6	1.74%	<div style="width: 1.74%; height: 10px; background-color: #d3d3d3;"></div>
Total Votes Cast	344	100.00%	<div style="width: 100%; height: 10px; background-color: #f0e68c;"></div>

REP Lieutenant Governor

Vote For 1

	TOTAL	VOTE %	
Holly Rehder	78	23.71%	<div style="width: 23.71%; height: 10px; background-color: #f0e68c;"></div>
Dave Wasinger	69	20.97%	<div style="width: 20.97%; height: 10px; background-color: #f0e68c;"></div>
Lincoln Hough	112	34.04%	<div style="width: 34.04%; height: 10px; background-color: #f0e68c;"></div>
Paul Berry III	4	1.22%	<div style="width: 1.22%; height: 10px; background-color: #d3d3d3;"></div>
Tim Baker	53	16.11%	<div style="width: 16.11%; height: 10px; background-color: #d3d3d3;"></div>
Matthew E. Porter	13	3.95%	<div style="width: 3.95%; height: 10px; background-color: #d3d3d3;"></div>
Total Votes Cast	329	100.00%	<div style="width: 100%; height: 10px; background-color: #f0e68c;"></div>

REP Secretary of State

Vote For 1

	TOTAL	VOTE %	
Valentina Gomez	17	5.06%	<div style="width: 5.06%; height: 10px; background-color: #d3d3d3;"></div>
Shane Schoeller	11	3.27%	<div style="width: 3.27%; height: 10px; background-color: #d3d3d3;"></div>
Denny Hoskins	217	64.58%	<div style="width: 64.58%; height: 10px; background-color: #f0e68c;"></div>
Adam J. Schwadron	7	2.08%	<div style="width: 2.08%; height: 10px; background-color: #d3d3d3;"></div>
Jamie Corley	17	5.06%	<div style="width: 5.06%; height: 10px; background-color: #d3d3d3;"></div>
Dean Plocher	32	9.52%	<div style="width: 9.52%; height: 10px; background-color: #d3d3d3;"></div>
Mary Elizabeth Coleman	15	4.46%	<div style="width: 4.46%; height: 10px; background-color: #d3d3d3;"></div>
Mike Carter	20	5.95%	<div style="width: 5.95%; height: 10px; background-color: #d3d3d3;"></div>
Total Votes Cast	336	100.00%	<div style="width: 100%; height: 10px; background-color: #f0e68c;"></div>

Post Oak/ Jefferson

REP State Treasurer

Vote For 1

	TOTAL	VOTE %	
Cody Smith	25	7.48%	<div style="width: 7.48%;"></div>
Andrew Koenig	58	17.37%	<div style="width: 17.37%;"></div>
Lori Rook	114	34.13%	<div style="width: 34.13%;"></div>
Vivek Malek	127	38.02%	<div style="width: 38.02%;"></div>
Tina Goodrick	9	2.69%	<div style="width: 2.69%;"></div>
Karan Pujji	1	0.30%	<div style="width: 0.30%;"></div>
Total Votes Cast	334	100.00%	<div style="width: 100%;"></div>

REP Attorney General

Vote For 1

	TOTAL	VOTE %	
Will Scharf	130	39.63%	<div style="width: 39.63%;"></div>
Andrew Bailey	198	60.37%	<div style="width: 60.37%;"></div>
Total Votes Cast	328	100.00%	<div style="width: 100%;"></div>

REP U.S. Representative--District 4

Vote For 1

	TOTAL	VOTE %	
Mark Alford	317	100.00%	<div style="width: 100%;"></div>
Total Votes Cast	317	100.00%	<div style="width: 100%;"></div>

REP State Senator--District 31

Vote For 1

	TOTAL	VOTE %	
Rick Brattin	130	38.24%	<div style="width: 38.24%;"></div>
Michael Haffner	27	7.94%	<div style="width: 7.94%;"></div>
Dan Houx	183	53.82%	<div style="width: 53.82%;"></div>
Total Votes Cast	340	100.00%	<div style="width: 100%;"></div>

REP State Representative District 57

Vote For 1

	TOTAL	VOTE %	
Rodger L. Reedy	306	100.00%	<div style="width: 100%;"></div>
Total Votes Cast	306	100.00%	<div style="width: 100%;"></div>

REP Circuit Judge-Circuit 17 Division 1

Vote For 1

	TOTAL	VOTE %	
Stacey J. Lett	303	100.00%	<div style="width: 100%;"></div>
Total Votes Cast	303	100.00%	<div style="width: 100%;"></div>

Post Oak/ Jefferson

REP County Commissioner Eastern

Vote For 1

	TOTAL	VOTE %	
Rusty Sproat	313	100.00%	<div style="width: 100%;"></div>
Total Votes Cast	313	100.00%	<div style="width: 100%;"></div>

REP Clerk of the Circuit Court

Vote For 1

	TOTAL	VOTE %	
Marcy Anderson	305	100.00%	<div style="width: 100%;"></div>
Total Votes Cast	305	100.00%	<div style="width: 100%;"></div>

REP Sheriff Johnson County

Vote For 1

	TOTAL	VOTE %	
Scott Munsterman	318	100.00%	<div style="width: 100%;"></div>
Total Votes Cast	318	100.00%	<div style="width: 100%;"></div>

REP Assessor Johnson County

Vote For 1

	TOTAL	VOTE %	
George Taylor	308	100.00%	<div style="width: 100%;"></div>
Total Votes Cast	308	100.00%	<div style="width: 100%;"></div>

REP Treasurer Johnson County

Vote For 1

	TOTAL	VOTE %	
Heather Reynolds	311	100.00%	<div style="width: 100%;"></div>
Total Votes Cast	311	100.00%	<div style="width: 100%;"></div>

REP Public Administrator Johnson County

Vote For 1

	TOTAL	VOTE %	
Nancy Jo Jennings	301	100.00%	<div style="width: 100%;"></div>
Total Votes Cast	301	100.00%	<div style="width: 100%;"></div>

REP Coroner Johnson County

Vote For 1

	TOTAL	VOTE %	
Clark Holdren	313	100.00%	<div style="width: 100%;"></div>
Total Votes Cast	313	100.00%	<div style="width: 100%;"></div>

REP Surveyor Johnson County

Vote For 1

	TOTAL	VOTE %	
John P. Webster	303	100.00%	<div style="width: 100%;"></div>
Total Votes Cast	303	100.00%	<div style="width: 100%;"></div>

Post Oak/ Jefferson

DEM U.S. Senator

Vote For 1

	TOTAL	VOTE %
Karla May	12	14.63%
December L. Harmon	4	4.88%
Lucas Kunce	63	76.83%
Mita Biswas	3	3.66%
Total Votes Cast	82	100.00%

DEM Governor

Vote For 1

	TOTAL	VOTE %
Eric Morrison	6	7.23%
Crystal Quade	33	39.76%
Sheryl Gladney	4	4.82%
Hollis L Laster	1	1.20%
Mike Hamra	39	46.99%
Total Votes Cast	83	100.00%

DEM Lieutenant Governor

Vote For 1

	TOTAL	VOTE %
Richard Brown	52	64.20%
Anastasia Syes	29	35.80%
Total Votes Cast	81	100.00%

DEM Secretary of State

Vote For 1

	TOTAL	VOTE %
Monique Williams	17	21.25%
Barbara Phiifer	25	31.25%
Haley Jacobson	38	47.50%
Total Votes Cast	80	100.00%

DEM State Treasurer

Vote For 1

	TOTAL	VOTE %
Mark Osmack	73	100.00%
Total Votes Cast	73	100.00%

DEM Attorney General

Vote For 1

	TOTAL	VOTE %
Elad Jonathan Gross	76	100.00%
Total Votes Cast	76	100.00%

Post Oak/ Jefferson

DEM U.S. Representative--District 4

Vote For 1

	TOTAL	VOTE %	
Jeanette Cass	38	46.91%	<div style="width: 46.91%;"><div style="width: 46.91%;"></div></div>
Mike McCaffree	43	53.09%	<div style="width: 53.09%;"><div style="width: 53.09%;"></div></div>
Total Votes Cast	81	100.00%	<div style="width: 100%;"><div style="width: 100%;"></div></div>

DEM State Senator--District 31

Vote For 1

	TOTAL	VOTE %	
Raymond L. James	76	100.00%	<div style="width: 100%;"><div style="width: 100%;"></div></div>
Total Votes Cast	76	100.00%	<div style="width: 100%;"><div style="width: 100%;"></div></div>

DEM State Representative District 57

Vote For 1

	TOTAL	VOTE %	
Michael D. Walbom	75	100.00%	<div style="width: 100%;"><div style="width: 100%;"></div></div>
Total Votes Cast	75	100.00%	<div style="width: 100%;"><div style="width: 100%;"></div></div>

LIB U.S. Senator

Vote For 1

	TOTAL	VOTE %	
W.C. Young	3	100.00%	<div style="width: 100%;"><div style="width: 100%;"></div></div>
Total Votes Cast	3	100.00%	<div style="width: 100%;"><div style="width: 100%;"></div></div>

LIB Governor

Vote For 1

	TOTAL	VOTE %	
Bill Slantz	3	100.00%	<div style="width: 100%;"><div style="width: 100%;"></div></div>
Total Votes Cast	3	100.00%	<div style="width: 100%;"><div style="width: 100%;"></div></div>

LIB Lieutenant Governor

Vote For 1

	TOTAL	VOTE %	
Ken Iverson	3	100.00%	<div style="width: 100%;"><div style="width: 100%;"></div></div>
Total Votes Cast	3	100.00%	<div style="width: 100%;"><div style="width: 100%;"></div></div>

LIB Secretary of State

Vote For 1

	TOTAL	VOTE %	
Carl Herman Freese	3	100.00%	<div style="width: 100%;"><div style="width: 100%;"></div></div>
Total Votes Cast	3	100.00%	<div style="width: 100%;"><div style="width: 100%;"></div></div>

Post Oak/ Jefferson

LIB State Treasurer

Vote For 1

	TOTAL	VOTE %	
John A. Hartwig, Jr.	3	100.00%	<div style="width: 100%; height: 10px; background-color: #f0e68c;"></div>
Total Votes Cast	3	100.00%	<div style="width: 100%; height: 10px; background-color: #f0e68c;"></div>

LIB Attorney General

Vote For 1

	TOTAL	VOTE %	
Ryan L. Munro	3	100.00%	<div style="width: 100%; height: 10px; background-color: #f0e68c;"></div>
Total Votes Cast	3	100.00%	<div style="width: 100%; height: 10px; background-color: #f0e68c;"></div>

LIB U.S. Representative--District 4

Vote For 1

	TOTAL	VOTE %	
Thomas Holbrook	3	100.00%	<div style="width: 100%; height: 10px; background-color: #f0e68c;"></div>
Total Votes Cast	3	100.00%	<div style="width: 100%; height: 10px; background-color: #f0e68c;"></div>

County of Johnson Sales Tax Question

Vote For 1

	TOTAL	VOTE %	
YES	281	64.90%	<div style="width: 64.9%; height: 10px; background-color: #f0e68c;"></div>
NO	152	35.10%	<div style="width: 35.1%; height: 10px; background-color: #d3d3d3;"></div>
Total Votes Cast	433	100.00%	<div style="width: 100%; height: 10px; background-color: #f0e68c;"></div>

State of Missouri Constitutional Amendment No. 1

Vote For 1

	TOTAL	VOTE %	
YES	177	41.16%	<div style="width: 41.16%; height: 10px; background-color: #f0e68c;"></div>
NO	253	58.84%	<div style="width: 58.84%; height: 10px; background-color: #d3d3d3;"></div>
Total Votes Cast	430	100.00%	<div style="width: 100%; height: 10px; background-color: #f0e68c;"></div>

State of Missouri Constitutional Amendment No. 4

Vote For 1

	TOTAL	VOTE %	
YES	239	56.37%	<div style="width: 56.37%; height: 10px; background-color: #f0e68c;"></div>
NO	185	43.63%	<div style="width: 43.63%; height: 10px; background-color: #d3d3d3;"></div>
Total Votes Cast	424	100.00%	<div style="width: 100%; height: 10px; background-color: #f0e68c;"></div>

Pittsville

Statistics TOTAL

Registered Voters - Total	4,105
Ballots Cast - Total	1,078
Voter Turnout - Total	26.26%

REP U.S. Senator

Vote For 1

	TOTAL	VOTE %	
Josh Hawley	836	100.00%	<div style="width: 100%; height: 10px; background-color: #f0e68c;"></div>
Total Votes Cast	836	100.00%	<div style="width: 100%; height: 10px; background-color: #f0e68c;"></div>

REP Governor

Vote For 1

	TOTAL	VOTE %	
Darrell Leon McClanahan III	3	0.34%	<div style="width: 0.34%; height: 10px; background-color: #f0e68c;"></div>
Jeremy Gundel	2	0.23%	<div style="width: 0.23%; height: 10px; background-color: #f0e68c;"></div>
Bill Eigel	367	41.90%	<div style="width: 41.90%; height: 10px; background-color: #f0e68c;"></div>
Robert James Olson	2	0.23%	<div style="width: 0.23%; height: 10px; background-color: #f0e68c;"></div>
John R. (Jay) Ashcroft	206	23.52%	<div style="width: 23.52%; height: 10px; background-color: #f0e68c;"></div>
Mike Kehoe	272	31.05%	<div style="width: 31.05%; height: 10px; background-color: #f0e68c;"></div>
Chris Wright	11	1.26%	<div style="width: 1.26%; height: 10px; background-color: #f0e68c;"></div>
Darren L Grant	1	0.11%	<div style="width: 0.11%; height: 10px; background-color: #f0e68c;"></div>
Amber Thomsen	12	1.37%	<div style="width: 1.37%; height: 10px; background-color: #f0e68c;"></div>
Total Votes Cast	876	100.00%	<div style="width: 100%; height: 10px; background-color: #f0e68c;"></div>

REP Lieutenant Governor

Vote For 1

	TOTAL	VOTE %	
Holly Rehder	185	21.97%	<div style="width: 21.97%; height: 10px; background-color: #f0e68c;"></div>
Dave Wasinger	230	27.32%	<div style="width: 27.32%; height: 10px; background-color: #f0e68c;"></div>
Lincoln Hough	229	27.20%	<div style="width: 27.20%; height: 10px; background-color: #f0e68c;"></div>
Paul Berry III	18	2.14%	<div style="width: 2.14%; height: 10px; background-color: #f0e68c;"></div>
Tim Baker	152	18.05%	<div style="width: 18.05%; height: 10px; background-color: #f0e68c;"></div>
Matthew E. Porter	28	3.33%	<div style="width: 3.33%; height: 10px; background-color: #f0e68c;"></div>
Total Votes Cast	842	100.00%	<div style="width: 100%; height: 10px; background-color: #f0e68c;"></div>

REP Secretary of State

Vote For 1

	TOTAL	VOTE %	
Valentina Gomez	32	3.81%	<div style="width: 3.81%; height: 10px; background-color: #f0e68c;"></div>
Shane Schoeller	69	8.22%	<div style="width: 8.22%; height: 10px; background-color: #f0e68c;"></div>
Denny Hoskins	438	52.20%	<div style="width: 52.20%; height: 10px; background-color: #f0e68c;"></div>
Adam J. Schwadron	23	2.74%	<div style="width: 2.74%; height: 10px; background-color: #f0e68c;"></div>
Jamie Corley	82	9.77%	<div style="width: 9.77%; height: 10px; background-color: #f0e68c;"></div>
Dean Plocher	70	8.34%	<div style="width: 8.34%; height: 10px; background-color: #f0e68c;"></div>
Mary Elizabeth Coleman	70	8.34%	<div style="width: 8.34%; height: 10px; background-color: #f0e68c;"></div>
Mike Carter	55	6.56%	<div style="width: 6.56%; height: 10px; background-color: #f0e68c;"></div>
Total Votes Cast	839	100.00%	<div style="width: 100%; height: 10px; background-color: #f0e68c;"></div>

Pittsville

REP State Treasurer

Vote For 1

	TOTAL	VOTE %	
Cody Smith	113	13.39%	<div style="width: 13.39%;"></div>
Andrew Koenig	103	12.20%	<div style="width: 12.20%;"></div>
Lori Rook	251	29.74%	<div style="width: 29.74%;"></div>
Vivek Malek	354	41.94%	<div style="width: 41.94%;"></div>
Tina Goodrick	16	1.90%	<div style="width: 1.90%;"></div>
Karan Pujji	7	0.83%	<div style="width: 0.83%;"></div>
Total Votes Cast	844	100.00%	<div style="width: 100%;"></div>

REP Attorney General

Vote For 1

	TOTAL	VOTE %	
Will Scharf	389	46.04%	<div style="width: 46.04%;"></div>
Andrew Bailey	456	53.96%	<div style="width: 53.96%;"></div>
Total Votes Cast	845	100.00%	<div style="width: 100%;"></div>

REP U.S. Representative--District 4

Vote For 1

	TOTAL	VOTE %	
Mark Alford	833	100.00%	<div style="width: 100%;"></div>
Total Votes Cast	833	100.00%	<div style="width: 100%;"></div>

REP State Senator--District 31

Vote For 1

	TOTAL	VOTE %	
Rick Brattin	433	50.35%	<div style="width: 50.35%;"></div>
Michael Haffner	114	13.26%	<div style="width: 13.26%;"></div>
Dan Houx	313	36.40%	<div style="width: 36.40%;"></div>
Total Votes Cast	860	100.00%	<div style="width: 100%;"></div>

REP State Representative District 54

Vote For 1

	TOTAL	VOTE %	
Brandon Phelps	380	45.95%	<div style="width: 45.95%;"></div>
Matthew Sergent	447	54.05%	<div style="width: 54.05%;"></div>
Total Votes Cast	827	100.00%	<div style="width: 100%;"></div>

REP Circuit Judge-Circuit 17 Division 1

Vote For 1

	TOTAL	VOTE %	
Stacey J. Lett	742	100.00%	<div style="width: 100%;"></div>
Total Votes Cast	742	100.00%	<div style="width: 100%;"></div>

Pittsville

REP County Commissioner Western

Vote For 1

	TOTAL	VOTE %	
Charlie Kavanaugh	420	52.24%	<div style="width: 52.24%;"><div style="width: 52.24%;"></div></div>
Jerry Ellis	384	47.76%	<div style="width: 47.76%;"><div style="width: 47.76%;"></div></div>
Total Votes Cast	804	100.00%	<div style="width: 100%;"><div style="width: 100%;"></div></div>

REP Clerk of the Circuit Court

Vote For 1

	TOTAL	VOTE %	
Marcy Anderson	763	100.00%	<div style="width: 100%;"><div style="width: 100%;"></div></div>
Total Votes Cast	763	100.00%	<div style="width: 100%;"><div style="width: 100%;"></div></div>

REP Sheriff Johnson County

Vote For 1

	TOTAL	VOTE %	
Scott Munsterman	779	100.00%	<div style="width: 100%;"><div style="width: 100%;"></div></div>
Total Votes Cast	779	100.00%	<div style="width: 100%;"><div style="width: 100%;"></div></div>

REP Assessor Johnson County

Vote For 1

	TOTAL	VOTE %	
George Taylor	760	100.00%	<div style="width: 100%;"><div style="width: 100%;"></div></div>
Total Votes Cast	760	100.00%	<div style="width: 100%;"><div style="width: 100%;"></div></div>

REP Treasurer Johnson County

Vote For 1

	TOTAL	VOTE %	
Heather Reynolds	763	100.00%	<div style="width: 100%;"><div style="width: 100%;"></div></div>
Total Votes Cast	763	100.00%	<div style="width: 100%;"><div style="width: 100%;"></div></div>

REP Public Administrator Johnson County

Vote For 1

	TOTAL	VOTE %	
Nancy Jo Jennings	769	100.00%	<div style="width: 100%;"><div style="width: 100%;"></div></div>
Total Votes Cast	769	100.00%	<div style="width: 100%;"><div style="width: 100%;"></div></div>

REP Coroner Johnson County

Vote For 1

	TOTAL	VOTE %	
Clark Holdren	768	100.00%	<div style="width: 100%;"><div style="width: 100%;"></div></div>
Total Votes Cast	768	100.00%	<div style="width: 100%;"><div style="width: 100%;"></div></div>

Pittsville

REP Surveyor Johnson County

Vote For 1

	TOTAL	VOTE %	
John P. Webster	769	100.00%	<div style="width: 100%;"><div style="width: 100%;"></div></div>
Total Votes Cast	769	100.00%	<div style="width: 100%;"><div style="width: 100%;"></div></div>

REP Township Committeewoman Jackson (Pittsville)

Vote For 1

	TOTAL	VOTE %	
Nancy Mainard	296	40.88%	<div style="width: 40.88%;"><div style="width: 40.88%;"></div></div>
Holly McCulloch Schmitz	420	58.01%	<div style="width: 58.01%;"><div style="width: 58.01%;"></div></div>
Write-In Totals	8	1.10%	<div style="width: 1.10%;"><div style="width: 1.10%;"></div></div>
Total Votes Cast	724	100.00%	<div style="width: 100%;"><div style="width: 100%;"></div></div>

DEM U.S. Senator

Vote For 1

	TOTAL	VOTE %	
Karla May	47	26.26%	<div style="width: 26.26%;"><div style="width: 26.26%;"></div></div>
December L. Harmon	14	7.82%	<div style="width: 7.82%;"><div style="width: 7.82%;"></div></div>
Lucas Kunce	116	64.80%	<div style="width: 64.80%;"><div style="width: 64.80%;"></div></div>
Mita Biswas	2	1.12%	<div style="width: 1.12%;"><div style="width: 1.12%;"></div></div>
Total Votes Cast	179	100.00%	<div style="width: 100%;"><div style="width: 100%;"></div></div>

DEM Governor

Vote For 1

	TOTAL	VOTE %	
Eric Morrison	9	5.08%	<div style="width: 5.08%;"><div style="width: 5.08%;"></div></div>
Crystal Quade	84	47.46%	<div style="width: 47.46%;"><div style="width: 47.46%;"></div></div>
Sheryl Gladney	11	6.21%	<div style="width: 6.21%;"><div style="width: 6.21%;"></div></div>
Hollis L Laster	1	0.56%	<div style="width: 0.56%;"><div style="width: 0.56%;"></div></div>
Mike Hamra	72	40.68%	<div style="width: 40.68%;"><div style="width: 40.68%;"></div></div>
Total Votes Cast	177	100.00%	<div style="width: 100%;"><div style="width: 100%;"></div></div>

DEM Lieutenant Governor

Vote For 1

	TOTAL	VOTE %	
Richard Brown	105	62.50%	<div style="width: 62.50%;"><div style="width: 62.50%;"></div></div>
Anastasia Syes	63	37.50%	<div style="width: 37.50%;"><div style="width: 37.50%;"></div></div>
Total Votes Cast	168	100.00%	<div style="width: 100%;"><div style="width: 100%;"></div></div>

DEM Secretary of State

Vote For 1

	TOTAL	VOTE %	
Monique Williams	41	25.00%	<div style="width: 25.00%;"><div style="width: 25.00%;"></div></div>
Barbara Phifer	70	42.68%	<div style="width: 42.68%;"><div style="width: 42.68%;"></div></div>
Haley Jacobson	53	32.32%	<div style="width: 32.32%;"><div style="width: 32.32%;"></div></div>
Total Votes Cast	164	100.00%	<div style="width: 100%;"><div style="width: 100%;"></div></div>

Pittsville

DEM State Treasurer

Vote For 1

	TOTAL	VOTE %	
Mark Osmack	167	100.00%	<div style="width: 100%; height: 10px; background-color: #f0e68c;"></div>
Total Votes Cast	167	100.00%	<div style="width: 100%; height: 10px; background-color: #f0e68c;"></div>

DEM Attorney General

Vote For 1

	TOTAL	VOTE %	
Elad Jonathan Gross	167	100.00%	<div style="width: 100%; height: 10px; background-color: #f0e68c;"></div>
Total Votes Cast	167	100.00%	<div style="width: 100%; height: 10px; background-color: #f0e68c;"></div>

DEM U.S. Representative--District 4

Vote For 1

	TOTAL	VOTE %	
Jeanette Cass	111	66.07%	<div style="width: 66.07%; height: 10px; background-color: #f0e68c;"></div>
Mike McCaffree	57	33.93%	<div style="width: 33.93%; height: 10px; background-color: #d3d3d3;"></div>
Total Votes Cast	168	100.00%	<div style="width: 100%; height: 10px; background-color: #f0e68c;"></div>

DEM State Senator--District 31

Vote For 1

	TOTAL	VOTE %	
Raymond L. James	166	100.00%	<div style="width: 100%; height: 10px; background-color: #f0e68c;"></div>
Total Votes Cast	166	100.00%	<div style="width: 100%; height: 10px; background-color: #f0e68c;"></div>

DEM State Representative District 54

Vote For 1

	TOTAL	VOTE %	
Eric Stevens	167	100.00%	<div style="width: 100%; height: 10px; background-color: #f0e68c;"></div>
Total Votes Cast	167	100.00%	<div style="width: 100%; height: 10px; background-color: #f0e68c;"></div>

LIB U.S. Senator

Vote For 1

	TOTAL	VOTE %	
W.C. Young	4	100.00%	<div style="width: 100%; height: 10px; background-color: #f0e68c;"></div>
Total Votes Cast	4	100.00%	<div style="width: 100%; height: 10px; background-color: #f0e68c;"></div>

LIB Governor

Vote For 1

	TOTAL	VOTE %	
Bill Slantz	4	100.00%	<div style="width: 100%; height: 10px; background-color: #f0e68c;"></div>
Total Votes Cast	4	100.00%	<div style="width: 100%; height: 10px; background-color: #f0e68c;"></div>

Pittsville

LIB Lieutenant Governor

Vote For 1

	TOTAL	VOTE %	
Ken Iverson	4	100.00%	<div style="width: 100%; height: 10px; background-color: #f0e68c;"></div>
Total Votes Cast	4	100.00%	<div style="width: 100%; height: 10px; background-color: #f0e68c;"></div>

LIB Secretary of State

Vote For 1

	TOTAL	VOTE %	
Carl Herman Freese	4	100.00%	<div style="width: 100%; height: 10px; background-color: #f0e68c;"></div>
Total Votes Cast	4	100.00%	<div style="width: 100%; height: 10px; background-color: #f0e68c;"></div>

LIB State Treasurer

Vote For 1

	TOTAL	VOTE %	
John A. Hartwig, Jr.	4	100.00%	<div style="width: 100%; height: 10px; background-color: #f0e68c;"></div>
Total Votes Cast	4	100.00%	<div style="width: 100%; height: 10px; background-color: #f0e68c;"></div>

LIB Attorney General

Vote For 1

	TOTAL	VOTE %	
Ryan L. Munro	4	100.00%	<div style="width: 100%; height: 10px; background-color: #f0e68c;"></div>
Total Votes Cast	4	100.00%	<div style="width: 100%; height: 10px; background-color: #f0e68c;"></div>

LIB U.S. Representative--District 4

Vote For 1

	TOTAL	VOTE %	
Thomas Holbrook	4	100.00%	<div style="width: 100%; height: 10px; background-color: #f0e68c;"></div>
Total Votes Cast	4	100.00%	<div style="width: 100%; height: 10px; background-color: #f0e68c;"></div>

Holden R-III School District Proposition K.I.T.S.

Vote For 1

	TOTAL	VOTE %	
YES	394	44.82%	<div style="width: 44.82%; height: 10px; background-color: #f0e68c;"></div>
NO	485	55.18%	<div style="width: 55.18%; height: 10px; background-color: #d3d3d3;"></div>
Total Votes Cast	879	100.00%	<div style="width: 100%; height: 10px; background-color: #f0e68c;"></div>

County of Johnson Sales Tax Question


Vote For 1

	TOTAL	VOTE %	
YES	679	63.70%	<div style="width: 63.70%; height: 10px; background-color: #f0e68c;"></div>
NO	387	36.30%	<div style="width: 36.30%; height: 10px; background-color: #d3d3d3;"></div>
Total Votes Cast	1,066	100.00%	<div style="width: 100%; height: 10px; background-color: #f0e68c;"></div>

Pittsville




State of Missouri Constitutional Amendment No. 1

Vote For 1

	TOTAL	VOTE %	
YES	460	43.48%	
NO	598	56.52%	
Total Votes Cast	1,058	100.00%	

State of Missouri Constitutional Amendment No. 4

Vote For 1

	TOTAL	VOTE %	
YES	656	62.42%	
NO	395	37.58%	
Total Votes Cast	1,051	100.00%	

Hazel Hill/Simpson

Statistics	TOTAL
Registered Voters - Total	1,845
Ballots Cast - Total	504
Voter Turnout - Total	27.32%

REP U.S. Senator Vote For 1

	TOTAL	VOTE %	
Josh Hawley	381	100.00%	<div style="width: 100%; height: 10px; background-color: #ffc107;"></div>
Total Votes Cast	381	100.00%	<div style="width: 100%; height: 10px; background-color: #ffc107;"></div>

REP Governor Vote For 1

	TOTAL	VOTE %	
Darrell Leon McClanahan III	6	1.43%	<div style="width: 1.43%; height: 10px; background-color: #ffc107;"></div>
Jeremy Gundel	2	0.48%	<div style="width: 0.48%; height: 10px; background-color: #ffc107;"></div>
Bill Eigel	173	41.19%	<div style="width: 41.19%; height: 10px; background-color: #ffc107;"></div>
Robert James Olson	1	0.24%	<div style="width: 0.24%; height: 10px; background-color: #ffc107;"></div>
John R. (Jay) Ashcroft	83	19.76%	<div style="width: 19.76%; height: 10px; background-color: #ffc107;"></div>
Mike Kehoe	138	32.86%	<div style="width: 32.86%; height: 10px; background-color: #ffc107;"></div>
Chris Wright	3	0.71%	<div style="width: 0.71%; height: 10px; background-color: #ffc107;"></div>
Darren L Grant	4	0.95%	<div style="width: 0.95%; height: 10px; background-color: #ffc107;"></div>
Amber Thomsen	10	2.38%	<div style="width: 2.38%; height: 10px; background-color: #ffc107;"></div>
Total Votes Cast	420	100.00%	<div style="width: 100%; height: 10px; background-color: #ffc107;"></div>

REP Lieutenant Governor Vote For 1

	TOTAL	VOTE %	
Holly Rehder	84	20.64%	<div style="width: 20.64%; height: 10px; background-color: #ffc107;"></div>
Dave Wasinger	66	16.22%	<div style="width: 16.22%; height: 10px; background-color: #ffc107;"></div>
Lincoln Hough	162	39.80%	<div style="width: 39.80%; height: 10px; background-color: #ffc107;"></div>
Paul Berry III	1	0.25%	<div style="width: 0.25%; height: 10px; background-color: #ffc107;"></div>
Tim Baker	82	20.15%	<div style="width: 20.15%; height: 10px; background-color: #ffc107;"></div>
Matthew E. Porter	12	2.95%	<div style="width: 2.95%; height: 10px; background-color: #ffc107;"></div>
Total Votes Cast	407	100.00%	<div style="width: 100%; height: 10px; background-color: #ffc107;"></div>

REP Secretary of State Vote For 1

	TOTAL	VOTE %	
Valentina Gomez	15	3.67%	<div style="width: 3.67%; height: 10px; background-color: #ffc107;"></div>
Shane Schoeller	14	3.42%	<div style="width: 3.42%; height: 10px; background-color: #ffc107;"></div>
Denny Hoskins	263	64.30%	<div style="width: 64.30%; height: 10px; background-color: #ffc107;"></div>
Adam J. Schwadron	13	3.18%	<div style="width: 3.18%; height: 10px; background-color: #ffc107;"></div>
Jamie Corley	27	6.60%	<div style="width: 6.60%; height: 10px; background-color: #ffc107;"></div>
Dean Plocher	39	9.54%	<div style="width: 9.54%; height: 10px; background-color: #ffc107;"></div>
Mary Elizabeth Coleman	21	5.13%	<div style="width: 5.13%; height: 10px; background-color: #ffc107;"></div>
Mike Carter	17	4.16%	<div style="width: 4.16%; height: 10px; background-color: #ffc107;"></div>
Total Votes Cast	409	100.00%	<div style="width: 100%; height: 10px; background-color: #ffc107;"></div>

Hazel Hill/Simpson

REP State Treasurer

Vote For 1

	TOTAL	VOTE %	
Cody Smith	41	10.20%	<div style="width: 10.20%;"></div>
Andrew Koenig	55	13.68%	<div style="width: 13.68%;"></div>
Lori Rook	120	29.85%	<div style="width: 29.85%;"></div>
Vivek Malek	176	43.78%	<div style="width: 43.78%;"></div>
Tina Goodrick	8	1.99%	<div style="width: 1.99%;"></div>
Karan Pujji	2	0.50%	<div style="width: 0.50%;"></div>
Total Votes Cast	402	100.00%	<div style="width: 100%;"></div>

REP Attorney General

Vote For 1

	TOTAL	VOTE %	
Will Scharf	157	39.15%	<div style="width: 39.15%;"></div>
Andrew Bailey	244	60.85%	<div style="width: 60.85%;"></div>
Total Votes Cast	401	100.00%	<div style="width: 100%;"></div>

REP U.S. Representative--District 4

Vote For 1

	TOTAL	VOTE %	
Mark Alford	388	100.00%	<div style="width: 100%;"></div>
Total Votes Cast	388	100.00%	<div style="width: 100%;"></div>

REP State Senator--District 31

Vote For 1

	TOTAL	VOTE %	
Rick Brattin	161	39.08%	<div style="width: 39.08%;"></div>
Michael Haffner	41	9.95%	<div style="width: 9.95%;"></div>
Dan Houx	210	50.97%	<div style="width: 50.97%;"></div>
Total Votes Cast	412	100.00%	<div style="width: 100%;"></div>

REP State Representative District 54

Vote For 1

	TOTAL	VOTE %	
Brandon Phelps	200	48.31%	<div style="width: 48.31%;"></div>
Matthew Sergent	214	51.69%	<div style="width: 51.69%;"></div>
Total Votes Cast	414	100.00%	<div style="width: 100%;"></div>

REP Circuit Judge-Circuit 17 Division 1

Vote For 1

	TOTAL	VOTE %	
Stacey J. Lett	361	100.00%	<div style="width: 100%;"></div>
Total Votes Cast	361	100.00%	<div style="width: 100%;"></div>

Hazel Hill/Simpson

REP County Commissioner Eastern

Vote For 1

	TOTAL	VOTE %	
Rusty Sproat	382	100.00%	<div style="width: 100%;"></div>
Total Votes Cast	382	100.00%	<div style="width: 100%;"></div>

REP Clerk of the Circuit Court

Vote For 1

	TOTAL	VOTE %	
Marcy Anderson	364	100.00%	<div style="width: 100%;"></div>
Total Votes Cast	364	100.00%	<div style="width: 100%;"></div>

REP Sheriff Johnson County

Vote For 1

	TOTAL	VOTE %	
Scott Munsterman	377	100.00%	<div style="width: 100%;"></div>
Total Votes Cast	377	100.00%	<div style="width: 100%;"></div>

REP Assessor Johnson County

Vote For 1

	TOTAL	VOTE %	
George Taylor	368	100.00%	<div style="width: 100%;"></div>
Total Votes Cast	368	100.00%	<div style="width: 100%;"></div>

REP Treasurer Johnson County

Vote For 1

	TOTAL	VOTE %	
Heather Reynolds	378	100.00%	<div style="width: 100%;"></div>
Total Votes Cast	378	100.00%	<div style="width: 100%;"></div>

REP Public Administrator Johnson County

Vote For 1

	TOTAL	VOTE %	
Nancy Jo Jennings	371	100.00%	<div style="width: 100%;"></div>
Total Votes Cast	371	100.00%	<div style="width: 100%;"></div>

REP Coroner Johnson County

Vote For 1

	TOTAL	VOTE %	
Clark Holdren	376	100.00%	<div style="width: 100%;"></div>
Total Votes Cast	376	100.00%	<div style="width: 100%;"></div>

REP Surveyor Johnson County

Vote For 1

	TOTAL	VOTE %	
John P. Webster	365	100.00%	<div style="width: 100%;"></div>
Total Votes Cast	365	100.00%	<div style="width: 100%;"></div>

Hazel Hill/Simpson

DEM U.S. Senator

Vote For 1

	TOTAL	VOTE %
Karla May	17	22.97%
December L. Harmon	11	14.86%
Lucas Kunce	46	62.16%
Mita Biswas	0	0.00%
Total Votes Cast	74	100.00%

DEM Governor

Vote For 1

	TOTAL	VOTE %
Eric Morrison	5	6.76%
Crystal Quade	40	54.05%
Sheryl Gladney	3	4.05%
Hollis L Laster	1	1.35%
Mike Hamra	25	33.78%
Total Votes Cast	74	100.00%

DEM Lieutenant Governor

Vote For 1

	TOTAL	VOTE %
Richard Brown	39	52.70%
Anastasia Syes	35	47.30%
Total Votes Cast	74	100.00%

DEM Secretary of State

Vote For 1

	TOTAL	VOTE %
Monique Williams	29	39.19%
Barbara Phiifer	20	27.03%
Haley Jacobson	25	33.78%
Total Votes Cast	74	100.00%

DEM State Treasurer

Vote For 1

	TOTAL	VOTE %
Mark Osmack	71	100.00%
Total Votes Cast	71	100.00%

DEM Attorney General

Vote For 1

	TOTAL	VOTE %
Elad Jonathan Gross	69	100.00%
Total Votes Cast	69	100.00%

Hazel Hill/Simpson

DEM U.S. Representative--District 4

Vote For 1

	TOTAL	VOTE %	
Jeanette Cass	51	68.92%	<div style="width: 68.92%; background-color: #f0e68c;"></div>
Mike McCaffree	23	31.08%	<div style="width: 31.08%; background-color: #d3d3d3;"></div>
Total Votes Cast	74	100.00%	<div style="width: 100%; background-color: #f0e68c;"></div>

DEM State Senator--District 31

Vote For 1

	TOTAL	VOTE %	
Raymond L. James	70	100.00%	<div style="width: 100%; background-color: #f0e68c;"></div>
Total Votes Cast	70	100.00%	<div style="width: 100%; background-color: #f0e68c;"></div>

DEM State Representative District 54

Vote For 1

	TOTAL	VOTE %	
Eric Stevens	71	100.00%	<div style="width: 100%; background-color: #f0e68c;"></div>
Total Votes Cast	71	100.00%	<div style="width: 100%; background-color: #f0e68c;"></div>

LIB U.S. Senator

Vote For 1

	TOTAL	VOTE %	
W.C. Young	0		
Total Votes Cast	0		

LIB Governor

Vote For 1

	TOTAL	VOTE %	
Bill Slantz	0		
Total Votes Cast	0		

LIB Lieutenant Governor

Vote For 1

	TOTAL	VOTE %	
Ken Iverson	0		
Total Votes Cast	0		

LIB Secretary of State

Vote For 1

	TOTAL	VOTE %	
Carl Herman Freese	0		
Total Votes Cast	0		

Hazel Hill/Simpson

LIB State Treasurer

Vote For 1

	TOTAL	VOTE %
John A. Hartwig, Jr.	0	
Total Votes Cast	0	

LIB Attorney General

Vote For 1

	TOTAL	VOTE %
Ryan L. Munro	0	
Total Votes Cast	0	




LIB U.S. Representative--District 4

Vote For 1

	TOTAL	VOTE %
Thomas Holbrook	0	
Total Votes Cast	0	


Concordia Fire Protection District Bond Issue

Vote For 1

	TOTAL	VOTE %
YES	11	78.57% 
NO	3	21.43% 
Total Votes Cast	14	100.00% 


County of Johnson Sales Tax Question

Vote For 1

	TOTAL	VOTE %
YES	303	61.21% 
NO	192	38.79% 
Total Votes Cast	495	100.00% 

State of Missouri Constitutional Amendment No. 1

Vote For 1

	TOTAL	VOTE %
YES	212	42.92% 
NO	282	57.08% 
Total Votes Cast	494	100.00% 

State of Missouri Constitutional Amendment No. 4

Vote For 1

	TOTAL	VOTE %
YES	280	56.80% 
NO	213	43.20% 
Total Votes Cast	493	100.00% 

Absentee

Statistics	TOTAL
Registered Voters - Total	34412
Ballots Cast - Total	822
Voter Turnout - Total	2.40%

REP U.S. Senator Vote For 1

	TOTAL	VOTE %	
Josh Hawley	478	100.00%	<div style="width: 100%; height: 10px; background-color: #f0e68c;"></div>
Total Votes Cast	478	100.00%	<div style="width: 100%; height: 10px; background-color: #f0e68c;"></div>

REP Governor Vote For 1

	TOTAL	VOTE %	
Darrell Leon McClanahan III	4	0.74%	<div style="width: 0.74%; height: 10px; background-color: #f0e68c;"></div>
Jeremy Gundel	3	0.56%	<div style="width: 0.56%; height: 10px; background-color: #f0e68c;"></div>
Bill Eigel	158	29.42%	<div style="width: 29.42%; height: 10px; background-color: #f0e68c;"></div>
Robert James Olson	2	0.37%	<div style="width: 0.37%; height: 10px; background-color: #f0e68c;"></div>
John R. (Jay) Ashcroft	100	18.62%	<div style="width: 18.62%; height: 10px; background-color: #f0e68c;"></div>
Mike Kehoe	251	46.74%	<div style="width: 46.74%; height: 10px; background-color: #f0e68c;"></div>
Chris Wright	10	1.86%	<div style="width: 1.86%; height: 10px; background-color: #f0e68c;"></div>
Darren L Grant	0	0.00%	<div style="width: 0.00%; height: 10px; background-color: #f0e68c;"></div>
Amber Thomsen	9	1.68%	<div style="width: 1.68%; height: 10px; background-color: #f0e68c;"></div>
Total Votes Cast	537	100.00%	<div style="width: 100%; height: 10px; background-color: #f0e68c;"></div>

REP Lieutenant Governor Vote For 1

	TOTAL	VOTE %	
Holly Rehder	100	19.68%	<div style="width: 19.68%; height: 10px; background-color: #f0e68c;"></div>
Dave Wasinger	82	16.14%	<div style="width: 16.14%; height: 10px; background-color: #f0e68c;"></div>
Lincoln Hough	215	42.32%	<div style="width: 42.32%; height: 10px; background-color: #f0e68c;"></div>
Paul Berry III	9	1.77%	<div style="width: 1.77%; height: 10px; background-color: #f0e68c;"></div>
Tim Baker	83	16.34%	<div style="width: 16.34%; height: 10px; background-color: #f0e68c;"></div>
Matthew E. Porter	19	3.74%	<div style="width: 3.74%; height: 10px; background-color: #f0e68c;"></div>
Total Votes Cast	508	100.00%	<div style="width: 100%; height: 10px; background-color: #f0e68c;"></div>

REP Secretary of State Vote For 1

	TOTAL	VOTE %	
Valentina Gomez	11	2.09%	<div style="width: 2.09%; height: 10px; background-color: #f0e68c;"></div>
Shane Schoeller	46	8.75%	<div style="width: 8.75%; height: 10px; background-color: #f0e68c;"></div>
Denny Hoskins	332	63.12%	<div style="width: 63.12%; height: 10px; background-color: #f0e68c;"></div>
Adam J. Schwadron	10	1.90%	<div style="width: 1.90%; height: 10px; background-color: #f0e68c;"></div>
Jamie Corley	11	2.09%	<div style="width: 2.09%; height: 10px; background-color: #f0e68c;"></div>
Dean Plocher	66	12.55%	<div style="width: 12.55%; height: 10px; background-color: #f0e68c;"></div>
Mary Elizabeth Coleman	27	5.13%	<div style="width: 5.13%; height: 10px; background-color: #f0e68c;"></div>
Mike Carter	23	4.37%	<div style="width: 4.37%; height: 10px; background-color: #f0e68c;"></div>
Total Votes Cast	526	100.00%	<div style="width: 100%; height: 10px; background-color: #f0e68c;"></div>

Absentee

REP State Treasurer

Vote For 1

	TOTAL	VOTE %	
Cody Smith	55	10.76%	<div style="width: 10.76%;"></div>
Andrew Koenig	71	13.89%	<div style="width: 13.89%;"></div>
Lori Rook	120	23.48%	<div style="width: 23.48%;"></div>
Vivek Malek	240	46.97%	<div style="width: 46.97%;"></div>
Tina Goodrick	19	3.72%	<div style="width: 3.72%;"></div>
Karan Pujji	6	1.17%	<div style="width: 1.17%;"></div>
Total Votes Cast	511	100.00%	<div style="width: 100%;"></div>

REP Attorney General

Vote For 1

	TOTAL	VOTE %	
Will Scharf	199	38.94%	<div style="width: 38.94%;"></div>
Andrew Bailey	312	61.06%	<div style="width: 61.06%;"></div>
Total Votes Cast	511	100.00%	<div style="width: 100%;"></div>

REP U.S. Representative--District 4

Vote For 1

	TOTAL	VOTE %	
Mark Alford	491	100.00%	<div style="width: 100%;"></div>
Total Votes Cast	491	100.00%	<div style="width: 100%;"></div>

REP State Senator--District 31

Vote For 1

	TOTAL	VOTE %	
Rick Brattin	156	29.49%	<div style="width: 29.49%;"></div>
Michael Haffner	35	6.62%	<div style="width: 6.62%;"></div>
Dan Houx	338	63.89%	<div style="width: 63.89%;"></div>
Total Votes Cast	529	100.00%	<div style="width: 100%;"></div>

REP State Representative District 54

Vote For 1

	TOTAL	VOTE %	
Brandon Phelps	252	63.64%	<div style="width: 63.64%;"></div>
Matthew Sergent	144	36.36%	<div style="width: 36.36%;"></div>
Total Votes Cast	396	100.00%	<div style="width: 100%;"></div>

REP State Representative District 57

Vote For 1

	TOTAL	VOTE %	
Rodger L. Reedy	117	100.00%	<div style="width: 100%;"></div>
Total Votes Cast	117	100.00%	<div style="width: 100%;"></div>

Absentee

REP Circuit Judge-Circuit 17 Division 1

Vote For 1

	TOTAL	VOTE %	
Stacey J. Lett	468	100.00%	<div style="width: 100%; height: 10px; background-color: #f0e68c;"></div>
Total Votes Cast	468	100.00%	<div style="width: 100%; height: 10px; background-color: #f0e68c;"></div>

REP County Commissioner Eastern

Vote For 1

	TOTAL	VOTE %	
Rusty Sproat	283	100.00%	<div style="width: 100%; height: 10px; background-color: #f0e68c;"></div>
Total Votes Cast	283	100.00%	<div style="width: 100%; height: 10px; background-color: #f0e68c;"></div>

REP County Commissioner Western

Vote For 1

	TOTAL	VOTE %	
Charlie Kavanaugh	133	60.45%	<div style="width: 60.45%; height: 10px; background-color: #f0e68c;"></div>
Jerry Ellis	87	39.55%	<div style="width: 39.55%; height: 10px; background-color: #d3d3d3;"></div>
Total Votes Cast	220	100.00%	<div style="width: 100%; height: 10px; background-color: #f0e68c;"></div>

REP Clerk of the Circuit Court

Vote For 1

	TOTAL	VOTE %	
Marcy Anderson	467	100.00%	<div style="width: 100%; height: 10px; background-color: #f0e68c;"></div>
Total Votes Cast	467	100.00%	<div style="width: 100%; height: 10px; background-color: #f0e68c;"></div>

REP Sheriff Johnson County

Vote For 1

	TOTAL	VOTE %	
Scott Munsterman	487	100.00%	<div style="width: 100%; height: 10px; background-color: #f0e68c;"></div>
Total Votes Cast	487	100.00%	<div style="width: 100%; height: 10px; background-color: #f0e68c;"></div>

REP Assessor Johnson County

Vote For 1

	TOTAL	VOTE %	
George Taylor	470	100.00%	<div style="width: 100%; height: 10px; background-color: #f0e68c;"></div>
Total Votes Cast	470	100.00%	<div style="width: 100%; height: 10px; background-color: #f0e68c;"></div>

REP Treasurer Johnson County

Vote For 1

	TOTAL	VOTE %	
Heather Reynolds	483	100.00%	<div style="width: 100%; height: 10px; background-color: #f0e68c;"></div>
Total Votes Cast	483	100.00%	<div style="width: 100%; height: 10px; background-color: #f0e68c;"></div>

Absentee

REP Public Administrator Johnson County

Vote For 1

	TOTAL	VOTE %	
Nancy Jo Jennings	483	100.00%	<div style="width: 100%; height: 10px; background-color: #f0e68c;"></div>
Total Votes Cast	483	100.00%	<div style="width: 100%; height: 10px; background-color: #f0e68c;"></div>

REP Coroner Johnson County

Vote For 1

	TOTAL	VOTE %	
Clark Holdren	485	100.00%	<div style="width: 100%; height: 10px; background-color: #f0e68c;"></div>
Total Votes Cast	485	100.00%	<div style="width: 100%; height: 10px; background-color: #f0e68c;"></div>

REP Surveyor Johnson County

Vote For 1

	TOTAL	VOTE %	
John P. Webster	474	100.00%	<div style="width: 100%; height: 10px; background-color: #f0e68c;"></div>
Total Votes Cast	474	100.00%	<div style="width: 100%; height: 10px; background-color: #f0e68c;"></div>

REP Township Committeeman Warrensburg SE-1

Vote For 1

	TOTAL	VOTE %	
John L Marr	34	69.39%	<div style="width: 69.39%; height: 10px; background-color: #f0e68c;"></div>
Jason Sharpe	15	30.61%	<div style="width: 30.61%; height: 10px; background-color: #d3d3d3;"></div>
Write-In Totals	0	0.00%	<div style="width: 0%; height: 10px; background-color: #d3d3d3;"></div>
Total Votes Cast	49	100.00%	<div style="width: 100%; height: 10px; background-color: #f0e68c;"></div>

REP Township Committeeman Warrensburg NW

Vote For 1

	TOTAL	VOTE %	
Kit Lindsay	20	38.46%	<div style="width: 38.46%; height: 10px; background-color: #f0e68c;"></div>
Dan Houx	32	61.54%	<div style="width: 61.54%; height: 10px; background-color: #d3d3d3;"></div>
Write-In Totals	0	0.00%	<div style="width: 0%; height: 10px; background-color: #d3d3d3;"></div>
Total Votes Cast	52	100.00%	<div style="width: 100%; height: 10px; background-color: #f0e68c;"></div>

REP Township Committeewoman Warrensburg NW

Vote For 1

	TOTAL	VOTE %	
Amy Castro	21	42.00%	<div style="width: 42.00%; height: 10px; background-color: #f0e68c;"></div>
Toni Houx	29	58.00%	<div style="width: 58.00%; height: 10px; background-color: #d3d3d3;"></div>
Write-In Totals	0	0.00%	<div style="width: 0%; height: 10px; background-color: #d3d3d3;"></div>
Total Votes Cast	50	100.00%	<div style="width: 100%; height: 10px; background-color: #f0e68c;"></div>

Absentee

REP Township Committeewoman Warrensburg SW

Vote For 1

	TOTAL	VOTE %	
Jan Jones	29	76.32%	<div style="width: 76.32%;"><div style="width: 76.32%;"></div></div>
Dee Ann Poole	9	23.68%	<div style="width: 23.68%;"><div style="width: 23.68%;"></div></div>
Write-In Totals	0	0.00%	<div style="width: 0%;"><div style="width: 0%;"></div></div>
Total Votes Cast	38	100.00%	<div style="width: 100%;"><div style="width: 100%;"></div></div>

REP Township Committeeman Rose Hill

Vote For 1

	TOTAL	VOTE %	
Kevin Buckstead	13	68.42%	<div style="width: 68.42%;"><div style="width: 68.42%;"></div></div>
Casey Jenkins	6	31.58%	<div style="width: 31.58%;"><div style="width: 31.58%;"></div></div>
Write-In Totals	0	0.00%	<div style="width: 0%;"><div style="width: 0%;"></div></div>
Total Votes Cast	19	100.00%	<div style="width: 100%;"><div style="width: 100%;"></div></div>

REP Township Committeewoman Rose Hill

Vote For 1

	TOTAL	VOTE %	
Darlene Buckstead	14	73.68%	<div style="width: 73.68%;"><div style="width: 73.68%;"></div></div>
Verna Jenkins	5	26.32%	<div style="width: 26.32%;"><div style="width: 26.32%;"></div></div>
Write-In Totals	0	0.00%	<div style="width: 0%;"><div style="width: 0%;"></div></div>
Total Votes Cast	19	100.00%	<div style="width: 100%;"><div style="width: 100%;"></div></div>

REP Township Committeeman Centerview

Vote For 1

	TOTAL	VOTE %	
Dennis Boling	16	51.61%	<div style="width: 51.61%;"><div style="width: 51.61%;"></div></div>
Rodney E. Rehkop	15	48.39%	<div style="width: 48.39%;"><div style="width: 48.39%;"></div></div>
Write-In Totals	0	0.00%	<div style="width: 0%;"><div style="width: 0%;"></div></div>
Total Votes Cast	31	100.00%	<div style="width: 100%;"><div style="width: 100%;"></div></div>

REP Township Committeewoman Centerview

Vote For 1

	TOTAL	VOTE %	
Lisa Boling	17	54.84%	<div style="width: 54.84%;"><div style="width: 54.84%;"></div></div>
Kayla Rehkop	14	45.16%	<div style="width: 45.16%;"><div style="width: 45.16%;"></div></div>
Write-In Totals	0	0.00%	<div style="width: 0%;"><div style="width: 0%;"></div></div>
Total Votes Cast	31	100.00%	<div style="width: 100%;"><div style="width: 100%;"></div></div>

REP Township Committeewoman Columbus

Vote For 1

	TOTAL	VOTE %	
Gale Matthews	9	64.29%	<div style="width: 64.29%;"><div style="width: 64.29%;"></div></div>
Rachel Gifford	5	35.71%	<div style="width: 35.71%;"><div style="width: 35.71%;"></div></div>
Write-In Totals	0	0.00%	<div style="width: 0%;"><div style="width: 0%;"></div></div>
Total Votes Cast	14	100.00%	<div style="width: 100%;"><div style="width: 100%;"></div></div>

Absentee

REP Township Committeewoman Jackson (Pittsville)

Vote For 1

	TOTAL	VOTE %
Nancy Mainard	5	29.41%
Holly McCulloch Schmitz	12	70.59%
Write-In Totals	0	0.00%
Total Votes Cast	17	100.00%

DEM U.S. Senator

Vote For 1

	TOTAL	VOTE %
Karla May	47	19.34%
December L. Harmon	24	9.88%
Lucas Kunce	166	68.31%
Mita Biswas	6	2.47%
Total Votes Cast	243	100.00%

DEM Governor

Vote For 1

	TOTAL	VOTE %
Eric Morrison	24	9.92%
Crystal Quade	122	50.41%
Sheryl Gladney	17	7.02%
Hollis L Laster	3	1.24%
Mike Hamra	76	31.40%
Total Votes Cast	242	100.00%

DEM Lieutenant Governor

Vote For 1

	TOTAL	VOTE %
Richard Brown	136	59.13%
Anastasia Syes	94	40.87%
Total Votes Cast	230	100.00%

DEM Secretary of State

Vote For 1

	TOTAL	VOTE %
Monique Williams	53	23.14%
Barbara Phifer	114	49.78%
Haley Jacobson	62	27.07%
Total Votes Cast	229	100.00%

DEM State Treasurer

Vote For 1

	TOTAL	VOTE %
Mark Osmack	224	100.00%
Total Votes Cast	224	100.00%

Absentee

DEM Attorney General

Vote For 1

	TOTAL	VOTE %	
Elad Jonathan Gross	226	100.00%	<div style="width: 100%; height: 10px; background-color: #f0e68c;"></div>
Total Votes Cast	226	100.00%	<div style="width: 100%; height: 10px; background-color: #f0e68c;"></div>

DEM U.S. Representative--District 4

Vote For 1

	TOTAL	VOTE %	
Jeanette Cass	148	65.20%	<div style="width: 65.2%; height: 10px; background-color: #f0e68c;"></div>
Mike McCaffree	79	34.80%	<div style="width: 34.8%; height: 10px; background-color: #f0e68c;"></div>
Total Votes Cast	227	100.00%	<div style="width: 100%; height: 10px; background-color: #f0e68c;"></div>

DEM State Senator--District 31

Vote For 1

	TOTAL	VOTE %	
Raymond L. James	220	100.00%	<div style="width: 100%; height: 10px; background-color: #f0e68c;"></div>
Total Votes Cast	220	100.00%	<div style="width: 100%; height: 10px; background-color: #f0e68c;"></div>

DEM State Representative District 54

Vote For 1

	TOTAL	VOTE %	
Eric Stevens	183	100.00%	<div style="width: 100%; height: 10px; background-color: #f0e68c;"></div>
Total Votes Cast	183	100.00%	<div style="width: 100%; height: 10px; background-color: #f0e68c;"></div>

DEM State Representative District 57

Vote For 1

	TOTAL	VOTE %	
Michael D. Walbom	38	100.00%	<div style="width: 100%; height: 10px; background-color: #f0e68c;"></div>
Total Votes Cast	38	100.00%	<div style="width: 100%; height: 10px; background-color: #f0e68c;"></div>

LIB U.S. Senator

Vote For 1

	TOTAL	VOTE %	
W.C. Young	2	100.00%	<div style="width: 100%; height: 10px; background-color: #f0e68c;"></div>
Total Votes Cast	2	100.00%	<div style="width: 100%; height: 10px; background-color: #f0e68c;"></div>

LIB Governor

Vote For 1

	TOTAL	VOTE %	
Bill Slantz	2	100.00%	<div style="width: 100%; height: 10px; background-color: #f0e68c;"></div>
Total Votes Cast	2	100.00%	<div style="width: 100%; height: 10px; background-color: #f0e68c;"></div>

Absentee

LIB Lieutenant Governor

Vote For 1

	TOTAL	VOTE %	
Ken Iverson	2	100.00%	<div style="width: 100%; height: 10px; background-color: #f0e68c;"></div>
Total Votes Cast	2	100.00%	<div style="width: 100%; height: 10px; background-color: #f0e68c;"></div>

LIB Secretary of State

Vote For 1

	TOTAL	VOTE %	
Carl Herman Freese	2	100.00%	<div style="width: 100%; height: 10px; background-color: #f0e68c;"></div>
Total Votes Cast	2	100.00%	<div style="width: 100%; height: 10px; background-color: #f0e68c;"></div>

LIB State Treasurer

Vote For 1

	TOTAL	VOTE %	
John A. Hartwig, Jr.	2	100.00%	<div style="width: 100%; height: 10px; background-color: #f0e68c;"></div>
Total Votes Cast	2	100.00%	<div style="width: 100%; height: 10px; background-color: #f0e68c;"></div>

LIB Attorney General

Vote For 1

	TOTAL	VOTE %	
Ryan L. Munro	2	100.00%	<div style="width: 100%; height: 10px; background-color: #f0e68c;"></div>
Total Votes Cast	2	100.00%	<div style="width: 100%; height: 10px; background-color: #f0e68c;"></div>

LIB U.S. Representative--District 4

Vote For 1

	TOTAL	VOTE %	
Thomas Holbrook	2	100.00%	<div style="width: 100%; height: 10px; background-color: #f0e68c;"></div>
Total Votes Cast	2	100.00%	<div style="width: 100%; height: 10px; background-color: #f0e68c;"></div>

City of Holden Question: Public Safety Improvements

Vote For 1

	TOTAL	VOTE %	
YES	15	68.18%	<div style="width: 68.18%; height: 10px; background-color: #f0e68c;"></div>
NO	7	31.82%	<div style="width: 31.82%; height: 10px; background-color: #d3d3d3;"></div>
Total Votes Cast	22	100.00%	<div style="width: 100%; height: 10px; background-color: #f0e68c;"></div>

Holden R-III School District Proposition K.I.T.S.




Vote For 1

	TOTAL	VOTE %	
YES	45	43.27%	<div style="width: 43.27%; height: 10px; background-color: #f0e68c;"></div>
NO	59	56.73%	<div style="width: 56.73%; height: 10px; background-color: #d3d3d3;"></div>
Total Votes Cast	104	100.00%	<div style="width: 100%; height: 10px; background-color: #f0e68c;"></div>

Absentee




Concordia Fire Protection District Bond Issue

Vote For 1

	TOTAL	VOTE %	
YES	4	100.00%	
NO	0	0.00%	
Total Votes Cast	4	100.00%	



County of Johnson Sales Tax Question

Vote For 1

	TOTAL	VOTE %	
YES	592	73.72%	
NO	211	26.28%	
Total Votes Cast	803	100.00%	


State of Missouri Constitutional Amendment No. 1

Vote For 1

	TOTAL	VOTE %	
YES	327	41.39%	
NO	463	58.61%	
Total Votes Cast	790	100.00%	

State of Missouri Constitutional Amendment No. 4

Vote For 1

	TOTAL	VOTE %	
YES	446	56.38%	
NO	345	43.62%	
Total Votes Cast	791	100.00%	