

Summary Results Report
 August 2024 Primary
 August 6, 2024

OFFICIAL RESULTS

Johnson County, Missouri

Statistics

TOTAL

Registered Voters - Total	34,112
Ballots Cast - Total	8,506
Voter Turnout - Total	24.94%

REP U.S. Senator

Vote For 1

TOTAL VOTE %

Josh Hawley	5,936	100.00%	<div style="width: 100%; height: 10px; background-color: #f0e68c;"></div>
Total Votes Cast	5,936	100.00%	<div style="width: 100%; height: 10px; background-color: #f0e68c;"></div>

REP Governor

Vote For 1

TOTAL VOTE %

Darrell Leon McClanahan III	42	0.65%	<div style="width: 0.65%; height: 10px; background-color: #f0e68c;"></div>
Jeremy Gundel	23	0.35%	<div style="width: 0.35%; height: 10px; background-color: #f0e68c;"></div>
Bill Eigel	2,564	39.43%	<div style="width: 39.43%; height: 10px; background-color: #f0e68c;"></div>
Robert James Olson	24	0.37%	<div style="width: 0.37%; height: 10px; background-color: #f0e68c;"></div>
John R. (Jay) Ashcroft	1,265	19.46%	<div style="width: 19.46%; height: 10px; background-color: #f0e68c;"></div>
Mike Kehoe	2,373	36.50%	<div style="width: 36.50%; height: 10px; background-color: #f0e68c;"></div>
Chris Wright	75	1.15%	<div style="width: 1.15%; height: 10px; background-color: #f0e68c;"></div>
Darren L Grant	22	0.34%	<div style="width: 0.34%; height: 10px; background-color: #f0e68c;"></div>
Amber Thomsen	114	1.75%	<div style="width: 1.75%; height: 10px; background-color: #f0e68c;"></div>
Total Votes Cast	6,502	100.00%	<div style="width: 100%; height: 10px; background-color: #f0e68c;"></div>

REP Lieutenant Governor

Vote For 1

TOTAL VOTE %

Holly Rehder	1,324	21.25%	<div style="width: 21.25%; height: 10px; background-color: #f0e68c;"></div>
Dave Wasinger	1,276	20.48%	<div style="width: 20.48%; height: 10px; background-color: #f0e68c;"></div>
Lincoln Hough	2,105	33.79%	<div style="width: 33.79%; height: 10px; background-color: #f0e68c;"></div>
Paul Berry III	90	1.44%	<div style="width: 1.44%; height: 10px; background-color: #f0e68c;"></div>
Tim Baker	1,195	19.18%	<div style="width: 19.18%; height: 10px; background-color: #f0e68c;"></div>
Matthew E. Porter	240	3.85%	<div style="width: 3.85%; height: 10px; background-color: #f0e68c;"></div>
Total Votes Cast	6,230	100.00%	<div style="width: 100%; height: 10px; background-color: #f0e68c;"></div>

REP Secretary of State

Vote For 1

TOTAL VOTE %

Valentina Gomez	271	4.27%	<div style="width: 4.27%; height: 10px; background-color: #f0e68c;"></div>
Shane Schoeller	385	6.06%	<div style="width: 6.06%; height: 10px; background-color: #f0e68c;"></div>
Denny Hoskins	3,965	62.42%	<div style="width: 62.42%; height: 10px; background-color: #f0e68c;"></div>
Adam J. Schwadron	134	2.11%	<div style="width: 2.11%; height: 10px; background-color: #f0e68c;"></div>
Jamie Corley	371	5.84%	<div style="width: 5.84%; height: 10px; background-color: #f0e68c;"></div>
Dean Plocher	552	8.69%	<div style="width: 8.69%; height: 10px; background-color: #f0e68c;"></div>
Mary Elizabeth Coleman	333	5.24%	<div style="width: 5.24%; height: 10px; background-color: #f0e68c;"></div>
Mike Carter	341	5.37%	<div style="width: 5.37%; height: 10px; background-color: #f0e68c;"></div>
Total Votes Cast	6,352	100.00%	<div style="width: 100%; height: 10px; background-color: #f0e68c;"></div>

REP State Treasurer

Vote For 1

	TOTAL	VOTE %	
Cody Smith	606	9.68%	<div style="width: 9.68%;"></div>
Andrew Koenig	970	15.50%	<div style="width: 15.50%;"></div>
Lori Rook	1,907	30.47%	<div style="width: 30.47%;"></div>
Vivek Malek	2,550	40.75%	<div style="width: 40.75%;"></div>
Tina Goodrick	171	2.73%	<div style="width: 2.73%;"></div>
Karan Pujji	54	0.86%	<div style="width: 0.86%;"></div>
Total Votes Cast	6,258	100.00%	<div style="width: 100.00%;"></div>

REP Attorney General

Vote For 1

	TOTAL	VOTE %	
Will Scharf	2,579	41.58%	<div style="width: 41.58%;"></div>
Andrew Bailey	3,623	58.42%	<div style="width: 58.42%;"></div>
Total Votes Cast	6,202	100.00%	<div style="width: 100.00%;"></div>

REP U.S. Representative--District 4

Vote For 1

	TOTAL	VOTE %	
Mark Alford	6,016	100.00%	<div style="width: 100.00%;"></div>
Total Votes Cast	6,016	100.00%	<div style="width: 100.00%;"></div>

REP State Senator--District 31

Vote For 1

	TOTAL	VOTE %	
Rick Brattin	2,470	38.45%	<div style="width: 38.45%;"></div>
Michael Haffner	701	10.91%	<div style="width: 10.91%;"></div>
Dan Houx	3,253	50.64%	<div style="width: 50.64%;"></div>
Total Votes Cast	6,424	100.00%	<div style="width: 100.00%;"></div>

REP State Representative District 54

Vote For 1

	TOTAL	VOTE %	
Brandon Phelps	2,392	51.88%	<div style="width: 51.88%;"></div>
Matthew Sergent	2,219	48.12%	<div style="width: 48.12%;"></div>
Total Votes Cast	4,611	100.00%	<div style="width: 100.00%;"></div>

REP State Representative District 57

Vote For 1

	TOTAL	VOTE %	
Rodger L. Reedy	1,643	100.00%	<div style="width: 100.00%;"></div>
Total Votes Cast	1,643	100.00%	<div style="width: 100.00%;"></div>

Summary Results Report
 August 2024 Primary
 August 6, 2024

OFFICIAL RESULTS

Johnson County, Missouri

REP Circuit Judge-Circuit 17 Division 1

Vote For 1	TOTAL	VOTE %	
Stacey J. Lett	5,639	100.00%	<div style="width: 100%; height: 10px; background-color: #f0e68c;"></div>
Total Votes Cast	5,639	100.00%	<div style="width: 100%; height: 10px; background-color: #f0e68c;"></div>

REP County Commissioner Eastern

Vote For 1	TOTAL	VOTE %	
Rusty Sproat	2,899	100.00%	<div style="width: 100%; height: 10px; background-color: #f0e68c;"></div>
Total Votes Cast	2,899	100.00%	<div style="width: 100%; height: 10px; background-color: #f0e68c;"></div>

REP County Commissioner Western

Vote For 1	TOTAL	VOTE %	
Charlie Kavanaugh	1,752	55.30%	<div style="width: 55.30%; height: 10px; background-color: #f0e68c;"></div>
Jerry Ellis	1,416	44.70%	<div style="width: 44.70%; height: 10px; background-color: #d3d3d3;"></div>
Total Votes Cast	3,168	100.00%	<div style="width: 100%; height: 10px; background-color: #f0e68c;"></div>

REP Clerk of the Circuit Court

Vote For 1	TOTAL	VOTE %	
Marcy Anderson	5,728	100.00%	<div style="width: 100%; height: 10px; background-color: #f0e68c;"></div>
Total Votes Cast	5,728	100.00%	<div style="width: 100%; height: 10px; background-color: #f0e68c;"></div>

REP Sheriff Johnson County

Vote For 1	TOTAL	VOTE %	
Scott Munsterman	5,953	100.00%	<div style="width: 100%; height: 10px; background-color: #f0e68c;"></div>
Total Votes Cast	5,953	100.00%	<div style="width: 100%; height: 10px; background-color: #f0e68c;"></div>

REP Assessor Johnson County

Vote For 1	TOTAL	VOTE %	
George Taylor	5,740	100.00%	<div style="width: 100%; height: 10px; background-color: #f0e68c;"></div>
Total Votes Cast	5,740	100.00%	<div style="width: 100%; height: 10px; background-color: #f0e68c;"></div>

REP Treasurer Johnson County

Vote For 1	TOTAL	VOTE %	
Heather Reynolds	5,819	100.00%	<div style="width: 100%; height: 10px; background-color: #f0e68c;"></div>
Total Votes Cast	5,819	100.00%	<div style="width: 100%; height: 10px; background-color: #f0e68c;"></div>

REP Public Administrator Johnson County

Vote For 1	TOTAL	VOTE %	
Nancy Jo Jennings	5,771	100.00%	<div style="width: 100%; height: 10px; background-color: #f0e68c;"></div>
Total Votes Cast	5,771	100.00%	<div style="width: 100%; height: 10px; background-color: #f0e68c;"></div>

Summary Results Report
 August 2024 Primary
 August 6, 2024

REP Coroner Johnson County

Vote For 1

	TOTAL	VOTE %	
Clark Holdren	5,850	100.00%	<div style="width: 100%; height: 10px; background-color: #f0e68c;"></div>
Total Votes Cast	5,850	100.00%	<div style="width: 100%; height: 10px; background-color: #f0e68c;"></div>

REP Surveyor Johnson County

Vote For 1

	TOTAL	VOTE %	
John P. Webster	5,720	100.00%	<div style="width: 100%; height: 10px; background-color: #f0e68c;"></div>
Total Votes Cast	5,720	100.00%	<div style="width: 100%; height: 10px; background-color: #f0e68c;"></div>

REP Township Committeeman Warrensburg SE-1

Vote For 1

	TOTAL	VOTE %	
John L Marr	273	52.91%	<div style="width: 52.91%; height: 10px; background-color: #f0e68c;"></div>
Jason Sharpe	237	45.93%	<div style="width: 45.93%; height: 10px; background-color: #f0e68c;"></div>
Write-In Totals	6	1.16%	<div style="width: 1.16%; height: 10px; background-color: #f0e68c;"></div>
Total Votes Cast	516	100.00%	<div style="width: 100%; height: 10px; background-color: #f0e68c;"></div>

REP Township Committeeman Warrensburg NW

Vote For 1

	TOTAL	VOTE %	
Kit Lindsay	166	44.15%	<div style="width: 44.15%; height: 10px; background-color: #f0e68c;"></div>
Dan Houx	209	55.59%	<div style="width: 55.59%; height: 10px; background-color: #f0e68c;"></div>
Write-In Totals	1	0.27%	<div style="width: 0.27%; height: 10px; background-color: #f0e68c;"></div>
Total Votes Cast	376	100.00%	<div style="width: 100%; height: 10px; background-color: #f0e68c;"></div>

REP Township Committeewoman Warrensburg NW

Vote For 1

	TOTAL	VOTE %	
Amy Castro	184	51.40%	<div style="width: 51.40%; height: 10px; background-color: #f0e68c;"></div>
Toni Houx	173	48.32%	<div style="width: 48.32%; height: 10px; background-color: #f0e68c;"></div>
Write-In Totals	1	0.28%	<div style="width: 0.28%; height: 10px; background-color: #f0e68c;"></div>
Total Votes Cast	358	100.00%	<div style="width: 100%; height: 10px; background-color: #f0e68c;"></div>

REP Township Committeewoman Warrensburg SW

Vote For 1

	TOTAL	VOTE %	
Jan Jones	210	62.13%	<div style="width: 62.13%; height: 10px; background-color: #f0e68c;"></div>
Dee Ann Poole	128	37.87%	<div style="width: 37.87%; height: 10px; background-color: #f0e68c;"></div>
Write-In Totals	0	0.00%	<div style="width: 0.00%; height: 10px; background-color: #f0e68c;"></div>
Total Votes Cast	338	100.00%	<div style="width: 100%; height: 10px; background-color: #f0e68c;"></div>

REP Township Committeeman Rose Hill

Vote For 1	TOTAL	VOTE %	
Kevin Buckstead	103	53.65%	<div style="width: 53.65%;"><div style="width: 53.65%;"></div></div>
Casey Jenkins	89	46.35%	<div style="width: 46.35%;"><div style="width: 46.35%;"></div></div>
Write-In Totals	0	0.00%	<div style="width: 0%;"><div style="width: 0%;"></div></div>
Total Votes Cast	192	100.00%	<div style="width: 100%;"><div style="width: 100%;"></div></div>

REP Township Committeewoman Rose Hill

Vote For 1	TOTAL	VOTE %	
Darlene Buckstead	104	55.03%	<div style="width: 55.03%;"><div style="width: 55.03%;"></div></div>
Verna Jenkins	85	44.97%	<div style="width: 44.97%;"><div style="width: 44.97%;"></div></div>
Write-In Totals	0	0.00%	<div style="width: 0%;"><div style="width: 0%;"></div></div>
Total Votes Cast	189	100.00%	<div style="width: 100%;"><div style="width: 100%;"></div></div>

REP Township Committeeman Centerview

Vote For 1	TOTAL	VOTE %	
Dennis Boling	160	57.97%	<div style="width: 57.97%;"><div style="width: 57.97%;"></div></div>
Rodney E. Rehkop	113	40.94%	<div style="width: 40.94%;"><div style="width: 40.94%;"></div></div>
Write-In Totals	3	1.09%	<div style="width: 1.09%;"><div style="width: 1.09%;"></div></div>
Total Votes Cast	276	100.00%	<div style="width: 100%;"><div style="width: 100%;"></div></div>

REP Township Committeewoman Centerview

Vote For 1	TOTAL	VOTE %	
Lisa Boling	124	45.09%	<div style="width: 45.09%;"><div style="width: 45.09%;"></div></div>
Kayla Rehkop	148	53.82%	<div style="width: 53.82%;"><div style="width: 53.82%;"></div></div>
Write-In Totals	3	1.09%	<div style="width: 1.09%;"><div style="width: 1.09%;"></div></div>
Total Votes Cast	275	100.00%	<div style="width: 100%;"><div style="width: 100%;"></div></div>

REP Township Committeewoman Columbus

Vote For 1	TOTAL	VOTE %	
Gale Matthews	91	50.00%	<div style="width: 50.00%;"><div style="width: 50.00%;"></div></div>
Rachel Gifford	91	50.00%	<div style="width: 50.00%;"><div style="width: 50.00%;"></div></div>
Write-In Totals	0	0.00%	<div style="width: 0%;"><div style="width: 0%;"></div></div>
Total Votes Cast	182	100.00%	<div style="width: 100%;"><div style="width: 100%;"></div></div>

REP Township Committeewoman Jackson (Pittsville)

Vote For 1	TOTAL	VOTE %	
Nancy Mainard	301	40.62%	<div style="width: 40.62%;"><div style="width: 40.62%;"></div></div>
Holly McCulloch Schmitz	432	58.30%	<div style="width: 58.30%;"><div style="width: 58.30%;"></div></div>
Write-In Totals	8	1.08%	<div style="width: 1.08%;"><div style="width: 1.08%;"></div></div>
Total Votes Cast	741	100.00%	<div style="width: 100%;"><div style="width: 100%;"></div></div>

DEM U.S. Senator

Vote For 1

	TOTAL	VOTE %	
Karla May	395	22.55%	
December L. Harmon	139	7.93%	
Lucas Kunce	1,161	66.27%	
Mita Biswas	57	3.25%	
Total Votes Cast	1,752	100.00%	

DEM Governor

Vote For 1

	TOTAL	VOTE %	
Eric Morrison	146	8.30%	
Crystal Quade	850	48.35%	
Sheryl Gladney	104	5.92%	
Hollis L Laster	34	1.93%	
Mike Hamra	624	35.49%	
Total Votes Cast	1,758	100.00%	

DEM Lieutenant Governor

Vote For 1

	TOTAL	VOTE %	
Richard Brown	975	57.42%	
Anastasia Syes	723	42.58%	
Total Votes Cast	1,698	100.00%	

DEM Secretary of State

Vote For 1

	TOTAL	VOTE %	
Monique Williams	557	33.14%	
Barbara Phifer	607	36.11%	
Haley Jacobson	517	30.76%	
Total Votes Cast	1,681	100.00%	

DEM State Treasurer

Vote For 1

	TOTAL	VOTE %	
Mark Osmack	1,647	100.00%	
Total Votes Cast	1,647	100.00%	

DEM Attorney General

Vote For 1

	TOTAL	VOTE %	
Elad Jonathan Gross	1,646	100.00%	
Total Votes Cast	1,646	100.00%	

Summary Results Report
 August 2024 Primary
 August 6, 2024

OFFICIAL RESULTS

Johnson County, Missouri

DEM U.S. Representative--District 4

Vote For 1	TOTAL	VOTE %	
Jeanette Cass	1,036	61.37%	<div style="width: 61.37%;"></div>
Mike McCaffree	652	38.63%	<div style="width: 38.63%;"></div>
Total Votes Cast	1,688	100.00%	<div style="width: 100%;"></div>

DEM State Senator--District 31

Vote For 1	TOTAL	VOTE %	
Raymond L. James	1,641	100.00%	<div style="width: 100%;"></div>
Total Votes Cast	1,641	100.00%	<div style="width: 100%;"></div>

DEM State Representative District 54

Vote For 1	TOTAL	VOTE %	
Eric Stevens	1,267	100.00%	<div style="width: 100%;"></div>
Total Votes Cast	1,267	100.00%	<div style="width: 100%;"></div>

DEM State Representative District 57

Vote For 1	TOTAL	VOTE %	
Michael D. Walbom	368	100.00%	<div style="width: 100%;"></div>
Total Votes Cast	368	100.00%	<div style="width: 100%;"></div>

LIB U.S. Senator

Vote For 1	TOTAL	VOTE %	
W.C. Young	24	100.00%	<div style="width: 100%;"></div>
Total Votes Cast	24	100.00%	<div style="width: 100%;"></div>

LIB Governor

Vote For 1	TOTAL	VOTE %	
Bill Slantz	25	100.00%	<div style="width: 100%;"></div>
Total Votes Cast	25	100.00%	<div style="width: 100%;"></div>

LIB Lieutenant Governor

Vote For 1	TOTAL	VOTE %	
Ken Iverson	25	100.00%	<div style="width: 100%;"></div>
Total Votes Cast	25	100.00%	<div style="width: 100%;"></div>

LIB Secretary of State

Vote For 1	TOTAL	VOTE %	
Carl Herman Freese	25	100.00%	<div style="width: 100%;"></div>
Total Votes Cast	25	100.00%	<div style="width: 100%;"></div>

LIB State Treasurer

Vote For 1	TOTAL	VOTE %	
John A. Hartwig, Jr.	25	100.00%	<div style="width: 100%; height: 10px; background-color: #f0e68c;"></div>
Total Votes Cast	25	100.00%	<div style="width: 100%; height: 10px; background-color: #f0e68c;"></div>

LIB Attorney General

Vote For 1	TOTAL	VOTE %	
Ryan L. Munro	25	100.00%	<div style="width: 100%; height: 10px; background-color: #f0e68c;"></div>
Total Votes Cast	25	100.00%	<div style="width: 100%; height: 10px; background-color: #f0e68c;"></div>

LIB U.S. Representative--District 4

Vote For 1	TOTAL	VOTE %	
Thomas Holbrook	25	100.00%	<div style="width: 100%; height: 10px; background-color: #f0e68c;"></div>
Total Votes Cast	25	100.00%	<div style="width: 100%; height: 10px; background-color: #f0e68c;"></div>

City of Holden Question: Public Safety Improvements

Vote For 1	TOTAL	VOTE %	
YES	243	58.55%	<div style="width: 58.55%; height: 10px; background-color: #f0e68c;"></div>
NO	172	41.45%	<div style="width: 41.45%; height: 10px; background-color: #d3d3d3;"></div>
Total Votes Cast	415	100.00%	<div style="width: 100%; height: 10px; background-color: #f0e68c;"></div>

Holden R-III School District Proposition K.I.T.S.

Vote For 1	TOTAL	VOTE %	
YES	936	49.06%	<div style="width: 49.06%; height: 10px; background-color: #f0e68c;"></div>
NO	972	50.94%	<div style="width: 50.94%; height: 10px; background-color: #d3d3d3;"></div>
Total Votes Cast	1,908	100.00%	<div style="width: 100%; height: 10px; background-color: #f0e68c;"></div>

Concordia Fire Protection District Bond Issue




Vote For 1	TOTAL	VOTE %	
YES	26	81.25%	<div style="width: 81.25%; height: 10px; background-color: #f0e68c;"></div>
NO	6	18.75%	<div style="width: 18.75%; height: 10px; background-color: #d3d3d3;"></div>
Total Votes Cast	32	100.00%	<div style="width: 100%; height: 10px; background-color: #f0e68c;"></div>

County of Johnson Sales Tax Question

Vote For 1	TOTAL	VOTE %	
YES	5,435	64.77%	<div style="width: 64.77%; height: 10px; background-color: #f0e68c;"></div>
NO	2,956	35.23%	<div style="width: 35.23%; height: 10px; background-color: #d3d3d3;"></div>
Total Votes Cast	8,391	100.00%	<div style="width: 100%; height: 10px; background-color: #f0e68c;"></div>



State of Missouri Constitutional Amendment No. 1

Vote For 1

	TOTAL	VOTE %	
YES	3,726	44.69%	
NO	4,612	55.31%	
Total Votes Cast	8,338	100.00%	

State of Missouri Constitutional Amendment No. 4

Vote For 1

	TOTAL	VOTE %	
YES	4,805	57.79%	
NO	3,509	42.21%	
Total Votes Cast	8,314	100.00%	